

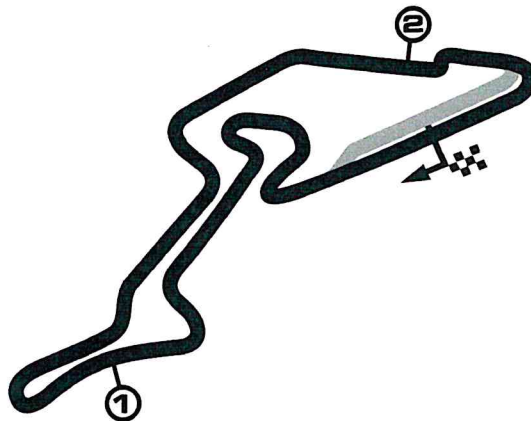
PORSCHE

20 JAHRE
SPORTS CUP
DEUTSCHLAND

Porsche Sports Cup Nürburgring

Porsche Sprint Challenge GT3

Rennen 1



Nürburgring / GP-Kurs 5137 mtr.

15. - 16. Juni 2024

wige



KESSLER

VELTINS

DMSB

Porsche Sports Cup Nürburgring

15. - 16. Juni 2024

Nürburgring / GP-Kurs, Länge 5137 m

Porsche Sprint Challenge GT3

Ergebnis Rennen 1

PORSCHE

20 JAHRE
SPORTS CUP
DEUTSCHLAND

DMSB Reg.Nr. R14211/24

Gestartet : 24 Gewertet : 23 nicht gewertet : 1

Pl.	Nr.	Kl.	Bewerber Fahrer, Ort	Fahrzeug Porsche Club Nr.:	Rd.	Zeit Rückstand	Schnitt Abstand	Schnellste Runde	km/h
1	72	2d	Team Laptime-Performance Nittel Tom, Adelmansfelden (DEU)	911 GT3 Cup (992)	15	30:12.505	153.047	2:00.046 Rd.6	154.051
2	111	2d	Stegmann Lorenz, Faid (DEU)	911 GT3 Cup (992)	15	30:12.850 00.345	153.018 00.345	2:00.058 Rd.8	154.036
3	22	2d	[a-workx] Motorsport Hardt Alex, Mechernich (DEU)	911 GT3 Cup (992)	15	30:14.269 01.764	152.898 01.419	2:00.205 Rd.5	153.847
4	57	3d	Becker Ulrich, Marl (DEU)	911 GT3 R (991 Gen.I)	15	30:16.046 03.541	152.748 01.777	2:00.067 Rd.3	154.024
5	55	2d	Porsche Zentrum Mannheim Motorsport Bartels Marc, Bad Homburg (DEU)	911 GT3 Cup (992)	15	30:17.074 04.569	152.662 01.028	2:00.160 Rd.7	153.905
6	107	2d	Neuhofer Rennsport Neuhofer Felix, Gröbenzell (DEU)	911 GT3 Cup (992)	15	30:22.081 09.576	152.242 05.007	2:00.496 Rd.6	153.476
7	7	2d	FORCH RACING BY ATLAS WARD Magdziarz Tomasz, Poznan (POL)	911 GT3 Cup (992)	15	30:22.634 10.129	152.196 00.553	2:00.550 Rd.6	153.407
8	69	2d	FORCH RACING BY ATLAS WARD Górecki Mariusz, Olawa (POL)	911 GT3 Cup (992)	15	30:29.794 17.289	151.601 07.160	2:00.429 Rd.5	153.561
9	15	2c	ADAC Hessen-Thüringen Schlichenmeier Max, Frankfurt (DEU)	911 GT3 Cup (991 Gen. II)	15	30:33.764 21.259	151.272 03.970	2:00.617 Rd.6	153.322
10	130	2d	Team Laptime-Performance Daedelow Marco, Hamburg (DEU)	911 GT3 Cup (992)	15	30:46.150 33.645	150.258 12.386	2:01.878 Rd.3	151.735
11	33	2d	Rehkopf Stefan, Bovenden (DEU)	911 GT3 Cup (992)	15	30:51.777 39.272	149.801 05.627	2:01.913 Rd.14	151.692
12	24	2d	FORCH RACING BY ATLAS WARD Perel Michal, Slupsk (POL)	911 GT3 Cup (992)	15	30:55.156 42.651	149.528 03.379	2:02.356 Rd.4	151.143
13	11	2d	SEEBACH Motorsport Caroli Steve, Annaberg-Buchholz (DEU)	911 GT3 Cup (992)	15	30:55.167 42.662	149.527 00.011	2:02.169 Rd.4	151.374
14	182	2d	Plusline Racing Team van Berlo Marcel, Schijndel (NED)	911 GT3 Cup (992)	15	30:57.409 44.904	149.347 02.242	2:02.405 Rd.4	151.082
15	317	2c	Euro Racing Huber Ferdinand, München (DEU)	911 GT3 Cup (991 Gen. II)	15	31:01.993 49.488	148.979 04.584	2:02.495 Rd.4	150.971
16	56	2d	Team Laptime-Performance Vateva Alexandra, Sofia (BUL)	911 GT3 Cup (992)	15	31:04.224 51.719	148.801 02.231	2:02.361 Rd.7	151.136
17	223	2d	Karlowski Matthias, Lünen (DEU)	911 GT3 Cup (992)	15	31:06.729 54.224	148.601 02.505	2:02.477 Rd.5	150.993
18	134	2c	Kraus Wolfgang, Leonberg (DEU)	911 GT3 Cup (991 Gen. II)	15	31:12.064 59.559	148.178 05.335	2:02.852 Rd.6	150.532
19	79	2d	FORCH RACING BY ATLAS WARD Szymanski Janusz, Poznan (POL)	911 GT3 Cup (992)	15	31:22.418 1:09.913	147.363 10.354	2:03.589 Rd.7	149.635
20	46	2d	Jiri Micanek Hrdlicka Josef, Milvesko (CZE)	911 GT3 Cup (992)	15	31:25.708 1:13.203	147.105 03.290	2:04.004 Rd.7	149.134
21	176	2d	Neuhofer Rennsport Zlof Manuel, München (DEU)	911 GT3 Cup (992)	15	31:28.885 1:16.380	146.858 03.177	2:04.061 Rd.9	149.065
22	87	2d	Plusline Racing Team Rödиг Helmut, Hamburg (DEU)	911 GT3 Cup (992)	15	31:31.687 1:19.182	146.641 02.802	2:02.295 Rd.5	151.218

SCHNELLSTE RUNDE: 72 Nittel Tom 2:00.046 = 154.051 km/h



Datenservice und Zeitnahme:
wige SOLUTIONS GmbH & Co.KG, Meckenheim

Page 1

printed : 15.6.2024 - 15:48



Porsche Sports Cup Nürburgring

15. - 16. Juni 2024

Nürburgring / GP-Kurs, Länge 5137 m

Porsche Sprint Challenge GT3

Ergebnis Rennen 1

Gestartet : 24

Gewertet : 23

nicht gewertet : 1

PORSCHE

20 JAHRE SPORTS CUP DEUTSCHLAND

DMSB Reg.Nr. R14211/24

Pl.	Nr.	Kl.	Bewerber Fahrer, Ort	Fahrzeug Porsche Club Nr.:	Rd.	Zeit Rückstand	Schnitt Abstand	Schnellste Runde	km/h
23	77	2d	[a-workx] Motorsport Team RaceData de Wit Tom, Augsburg (DEU)	911 GT3 Cup (992)	15	32:09.303 1:56.798	143.781 37.616	2:03.634 Rd.7	149.580
NICHT GEWERTET - DNC									
	126	2d	Allied Racing Litvinenko Egor, Bergkirchen (DEU)	911 GT3 Cup (992)	8	16:32.782 7 Runden	149.021	2:02.616 Rd.3	150.822

SCHNELLSTE RUNDE: 72 Nittel Tom 2:00.046 = 154.051 km/h

Vorbehaltlich der technischen Überprüfung!

Aushangzeit:

- Rennleiter:

- Zeitnahme:



Datenservice und Zeitnahme:
wige SOLUTIONS GmbH & Co.KG, Meckenheim

Page 2

printed : 15.6.2024 - 15:48



KESSLER

VELTINS



Porsche Sports Cup Nürburgring

15. - 16. Juni 2024

Nürburgring / GP-Kurs, Länge 5137 m

Porsche Sprint Challenge GT3

Klassen - Ergebnis Rennen 1

PORSCHE

20 JAHRE
SPORTS CUP
DEUTSCHLAND

DMSB Reg.Nr. R14211/24

Gestartet : 24 Gewertet : 23 nicht gewertet : 1

Pl.	Nr.	Kl.	Bewerber Fahrer, Ort	Fahrzeug Porsche Club Nr.:	Rd.	Zeit Rückstand	Schnitt Abstand	Schnellste Runde	km/h
Kl.2c									
1	15	2c	ADAC Hessen-Thüringen Schlichenmeier Max, Frankfurt (DEU)	911 GT3 Cup (991 Gen. II)	15	30:33.764 21.259	151.272 03.970	2:00.617 Rd.6	153.322
2	317	2c	Euro Racing Huber Ferdinand, München (DEU)	911 GT3 Cup (991 Gen. II)	15	31:01.993 49.488	148.979 04.584	2:02.495 Rd.4	150.971
3	134	2c	Kraus Wolfgang, Leonberg (DEU)	911 GT3 Cup (991 Gen. II)	15	31:12.064 59.559	148.178 05.335	2:02.852 Rd.6	150.532
SCHNELLSTE RUNDE : 15 Schlichenmeier Max 2:00.617 = 153.322 km/h									
Kl.2d									
1	72	2d	Team Laptime-Performance Nittel Tom, Adelmansfelden (DEU)	911 GT3 Cup (992)	15	30:12.505	153.047	2:00.046 Rd.6	154.051
2	111	2d	Stegmann Lorenz, Faid (DEU)	911 GT3 Cup (992)	15	30:12.850 00.345	153.018 00.345	2:00.058 Rd.8	154.036
3	22	2d	[a-workx] Motorsport Hardt Alex, Mechernich (DEU)	911 GT3 Cup (992)	15	30:14.269 01.764	152.898 01.419	2:00.205 Rd.5	153.847
4	55	2d	Porsche Zentrum Mannheim Motorsport Bartels Marc, Bad Homburg (DEU)	911 GT3 Cup (992)	15	30:17.074 04.569	152.662 01.028	2:00.160 Rd.7	153.905
5	107	2d	Neuhofer Rennsport Neuhofer Felix, Gröbenzell (DEU)	911 GT3 Cup (992)	15	30:22.081 09.576	152.242 05.007	2:00.496 Rd.6	153.476
6	7	2d	FORCH RACING BY ATLAS WARD Magdziarz Tomasz, Poznan (POL)	911 GT3 Cup (992)	15	30:22.634 10.129	152.196 00.553	2:00.550 Rd.6	153.407
7	69	2d	FORCH RACING BY ATLAS WARD Górecki Mariusz, Olawa (POL)	911 GT3 Cup (992)	15	30:29.794 17.289	151.601 07.160	2:00.429 Rd.5	153.561
8	130	2d	Team Laptime-Performance Daedelow Marco, Hamburg (DEU)	911 GT3 Cup (992)	15	30:46.150 33.645	150.258 12.386	2:01.878 Rd.3	151.735
9	33	2d	Rehkopf Stefan, Bovenden (DEU)	911 GT3 Cup (992)	15	30:51.777 39.272	149.801 05.627	2:01.913 Rd.14	151.692
10	24	2d	FORCH RACING BY ATLAS WARD Perel Michal, Slupsk (POL)	911 GT3 Cup (992)	15	30:55.156 42.651	149.528 03.379	2:02.356 Rd.4	151.143
11	11	2d	SEEBACH Motorsport Caroli Steve, Annaberg-Buchholz (DEU)	911 GT3 Cup (992)	15	30:55.167 42.662	149.527 00.011	2:02.169 Rd.4	151.374
12	182	2d	Plusline Racing Team van Berlo Marcel, Schijndel (NED)	911 GT3 Cup (992)	15	30:57.409 44.904	149.347 02.242	2:02.405 Rd.4	151.082
13	56	2d	Team Laptime-Performance Vateva Alexandra, Sofia (BUL)	911 GT3 Cup (992)	15	31:04.224 51.719	148.801 02.231	2:02.361 Rd.7	151.136
14	223	2d	Karlowski Matthias, Lünen (DEU)	911 GT3 Cup (992)	15	31:06.729 54.224	148.601 02.505	2:02.477 Rd.5	150.993
15	79	2d	FORCH RACING BY ATLAS WARD Szymanski Janusz, Poznan (POL)	911 GT3 Cup (992)	15	31:22.418 1:09.913	147.363 -10.354	2:03.589 Rd.7	149.635
16	46	2d	Jiri Micanek Hrdlicka Josef, Milvesko (CZE)	911 GT3 Cup (992)	15	31:25.708 1:13.203	147.105 03.290	2:04.004 Rd.7	149.134
17	176	2d	Neuhofer Rennsport Zlof Manuel, München (DEU)	911 GT3 Cup (992)	15	31:28.885 1:16.380	146.858 03.177	2:04.061 Rd.9	149.065
18	87	2d	Plusline Racing Team Rödиг Helmut, Hamburg (DEU)	911 GT3 Cup (992)	15	31:31.687 1:19.182	146.641 02.802	2:02.295 Rd.5	151.218



Datenservice und Zeitnahme:
wige SOLUTIONS GmbH & Co.KG, Meckenheim

Page 1

printed : 15.6.2024 - 15:48



Porsche Sports Cup Nürburgring

15. - 16. Juni 2024

Nürburgring / GP-Kurs, Länge 5137 m

Porsche Sprint Challenge GT3

Klassen - Ergebnis Rennen 1

PORSCHE

20 JAHRE
SPORTS CUP
DEUTSCHLAND

DMSB Reg.Nr. R14211/24

Gestartet : 24 Gewertet : 23 nicht gewertet : 1


Pl.	Nr.	Kl.	Bewerber Fahrer, Ort	Fahrzeug Porsche Club Nr.:	Rd.	Zeit Rückstand	Schnitt Abstand	Schnellste Runde	km/h
19	77	2d	[a-workx] Motorsport Team RaceData de Wit Tom, Augsburg (DEU)	911 GT3 Cup (992)	15	32:09.303 1:56.798	143.781 37.616	2:03.634 Rd.7	149.580
NICHT GEWERTET - DNC									
	126	2d	Allied Racing Litvinenko Egor, Bergkirchen (DEU)	911 GT3 Cup (992)	8	16:32.782 7 Runden	149.021	2:02.616 Rd.3	150.822
SCHNELLSTE RUNDE : 72 Nittel Tom 2:00.046 = 154.051 km/h									
Kl. 3d									
	1	57	3d Becker Ulrich, Marl (DEU)	911 GT3 R (991 Gen.I)	15	30:16.046 03.541	152.748 01.777	2:00.067 Rd.3	154.024
SCHNELLSTE RUNDE : 57 Becker Ulrich 2:00.067 = 154.024 km/h									

Vorbehaltlich der technischen Überprüfung !

Aushangzeit:

- Rennleiter:

- Zeitnahme:



Datenservice und Zeitnahme:
wige SOLUTIONS GmbH & Co.KG, Meckenheim

Page 2

printed : 15.6.2024 - 15:48



KESSLER

VELTINS

DMSB

Porsche Sports Cup Nürburgring

15. - 16. Juni 2024

Nürburgring / GP-Kurs, Länge 5137 m

Porsche Sprint Challenge GT3

Einzelrundenzeiten Rennen 1

PORSCHE

20 JAHRE SPORTS CUP DEUTSCHLAND

DMSB Reg.Nr. R14211/24

7 Magdziarz, Tomasz / POL / 911 GT3 Cup (992)															
1	2:10.373	2	2:01.368	3	2:00.635	4	2:00.918	5	2:00.679	6	2:00.550	7	2:00.872	8	2:00.886
9	2:00.910	10	2:00.780	11	2:00.786	12	2:01.013	13	2:01.198	14	2:00.674	15	2:00.992		

11 Caroli, Steve / DEU / 911 GT3 Cup (992)															
1	2:10.232	2	2:04.468	3	2:02.475	4	2:02.169	5	2:04.447	6	2:02.572	7	2:03.547	8	2:02.501
9	2:04.369	10	2:04.446	11	2:02.615	12	2:03.235	13	2:02.562	14	2:02.580	15	2:02.949		

15 Schlichenmeier, Max / DEU / 911 GT3 Cup (991 Gen. II)															
1	2:10.594	2	2:01.654	3	2:01.058	4	2:01.198	5	2:00.624	6	2:00.617	7	2:00.687	8	2:02.056
9	2:01.529	10	2:02.165	11	2:02.386	12	2:02.442	13	2:01.876	14	2:02.506	15	2:02.372		

22 Hardt, Alex / DEU / 911 GT3 Cup (992)															
1	2:06.461	2	2:00.245	3	2:00.490	4	2:00.579	5	2:00.205	6	2:00.271	7	2:00.269	8	2:00.489
9	2:00.987	10	2:00.599	11	2:00.668	12	2:00.994	13	2:00.756	14	2:00.729	15	2:00.527		

24 Perel, Michal / POL / 911 GT3 Cup (992)															
1	2:11.372	2	2:03.706	3	2:02.473	4	2:02.356	5	2:03.797	6	2:02.974	7	2:02.451	8	2:02.593
9	2:03.204	10	2:02.704	11	2:03.605	12	2:03.427	13	2:03.194	14	2:03.562	15	2:03.738		

33 Rehkopf, Stefan / DEU / 911 GT3 Cup (992)															
1	2:12.334	2	2:03.404	3	2:02.942	4	2:03.002	5	2:02.870	6	2:03.103	7	2:02.883	8	2:02.766
9	2:03.816	10	2:02.679	11	2:02.173	12	2:02.688	13	2:02.676	14	2:01.913	15	2:02.528		

46 Hrdlicka, Josef / CZE / 911 GT3 Cup (992)															
1	2:18.030	2	2:06.718	3	2:07.507	4	2:04.839	5	2:04.260	6	2:04.811	7	2:04.004	8	2:04.416
9	2:05.310	10	2:04.528	11	2:04.113	12	2:04.295	13	2:04.292	14	2:04.392	15	2:04.193		

55 Bartels, Marc / DEU / 911 GT3 Cup (992)															
1	2:07.438	2	2:00.881	3	2:00.325	4	2:00.468	5	2:00.270	6	2:00.385	7	2:00.160	8	2:01.010
9	2:01.009	10	2:00.642	11	2:00.588	12	2:00.864	13	2:00.905	14	2:01.156	15	2:00.973		

56 Vateva, Alexandra / BUL / 911 GT3 Cup (992)															
1	2:15.324	2	2:05.760	3	2:04.337	4	2:03.978	5	2:03.353	6	2:02.842	7	2:02.361	8	2:03.180
9	2:02.916	10	2:02.828	11	2:03.637	12	2:03.593	13	2:03.020	14	2:03.411	15	2:03.684		

57 Becker, Ulrich / DEU / 911 GT3 R (991 Gen.I)															
1	2:07.028	2	2:00.401	3	2:00.067	4	2:00.750	5	2:00.096	6	2:00.419	7	2:00.792	8	2:00.141
9	2:00.471	10	2:01.021	11	2:00.257	12	2:01.327	13	2:00.839	14	2:00.988	15	2:01.449		

69 Górecki, Mariusz / POL / 911 GT3 Cup (992)															
1	2:08.704	2	2:02.198	3	2:01.211	4	2:00.829	5	2:00.429	6	2:00.456	7	2:00.918	8	2:01.137
9	2:02.532	10	2:01.579	11	2:01.956	12	2:01.384	13	2:02.125	14	2:02.254	15	2:02.082		



Datenservice und Zeitnahme:
wige SOLUTIONS GmbH & Co.KG, Meckenheim

Page 1

printed : 15.6.2024 - 15:48



Porsche Sports Cup Nürburgring

15. - 16. Juni 2024

Nürburgring / GP-Kurs, Länge 5137 m

Porsche Sprint Challenge GT3

Einzelrundenzeiten Rennen 1

PORSCHE

20 JAHRE
SPORTS CUP
DEUTSCHLAND

DMSB Reg.Nr. R14211/24

72 Nittel, Tom / DEU / 911 GT3 Cup (992)															
1	2:05.368	2	2:00.339	3	2:00.331	4	2:00.726	5	2:00.541	6	2:00.046	7	2:00.371	8	2:00.167
9	2:00.197	10	2:00.316	11	2:00.769	12	2:01.234	13	2:00.554	14	2:00.959	15	2:00.587		

77 de Wit, Tom / DEU / 911 GT3 Cup (992)															
1	2:16.071	2	2:06.851	3	2:07.375	4	2:05.524	5	2:04.354	6	2:04.392	7	2:03.634	8	2:05.989
9	2:05.562	10	2:09.016	11	2:09.363	12	2:13.985	13	2:15.035	14	2:12.704	15	2:09.448		

79 Szymanski, Janusz / POL / 911 GT3 Cup (992)															
1	2:16.618	2	2:06.607	3	2:08.170	4	2:04.886	5	2:04.308	6	2:04.428	7	2:03.589	8	2:04.963
9	2:04.037	10	2:04.554	11	2:03.637	12	2:03.850	13	2:03.909	14	2:04.331	15	2:04.531		

87 Rödiger, Helmut / DEU / 911 GT3 Cup (992)															
1	2:14.496	2	2:04.020	3	2:02.873	4	2:02.488	5	2:02.295	6	2:02.605	7	2:02.325	8	2:03.293
9	2:04.190	10	2:02.911	pit	2:19.614	12	2:20.242	13	2:04.060	14	2:03.601	15	2:02.674		

107 Neuhofer, Felix / DEU / 911 GT3 Cup (992)															
1	2:08.026	2	2:01.074	3	2:00.512	4	2:00.752	5	2:00.935	6	2:00.496	7	2:00.747	8	2:01.008
9	2:00.994	10	2:01.017	11	2:01.283	12	2:01.236	13	2:01.371	14	2:01.139	15	2:01.491		

111 Stegmann, Lorenz / DEU / 911 GT3 Cup (992)															
1	2:05.771	2	2:00.318	3	2:00.196	4	2:00.731	5	2:00.500	6	2:00.194	7	2:00.341	8	2:00.058
9	2:00.311	10	2:00.277	11	2:00.786	12	2:01.099	13	2:00.718	14	2:00.932	15	2:00.618		

126 Litvinenko, Egor / DEU / 911 GT3 Cup (992)															
1	2:12.683	2	2:03.535	3	2:02.616	4	2:02.624	5	2:02.736	6	2:02.777	7	2:03.156	8	2:02.655

130 Daedelow, Marco / DEU / 911 GT3 Cup (992)															
1	2:10.854	2	2:02.440	3	2:01.878	4	2:02.910	5	2:02.309	6	2:02.509	7	2:02.203	8	2:02.456
9	2:02.352	10	2:02.417	11	2:02.290	12	2:02.714	13	2:02.686	14	2:02.658	15	2:03.474		

134 Kraus, Wolfgang / DEU / 911 GT3 Cup (991 Gen. II)															
1	2:17.351	2	2:06.101	3	2:04.083	4	2:03.528	5	2:03.819	6	2:02.852	7	2:03.266	8	2:02.968
9	2:03.892	10	2:05.027	11	2:04.004	12	2:03.524	13	2:03.742	14	2:04.037	15	2:03.870		

176 Zlof, Manuel / DEU / 911 GT3 Cup (992)															
1	2:18.578	2	2:07.303	3	2:06.916	4	2:05.221	5	2:04.468	6	2:04.636	7	2:04.863	8	2:04.490
9	2:04.061	10	2:04.496	11	2:04.914	12	2:04.736	13	2:04.536	14	2:04.919	15	2:04.748		

182 van Berlo, Marcel / NED / 911 GT3 Cup (992)															
1	2:11.919	2	2:03.448	3	2:02.816	4	2:02.405	5	2:03.453	6	2:07.134	7	2:02.617	8	2:02.692
9	2:02.735	10	2:02.615	11	2:03.668	12	2:03.518	13	2:02.976	14	2:02.654	15	2:02.759		

223 Karlowski, Matthias / DEU / 911 GT3 Cup (992)															
1	2:14.776	2	2:10.141	3	2:05.591	4	2:02.989	5	2:02.477	6	2:02.884	7	2:03.271	8	2:02.626

Porsche Sports Cup Nürburgring

15. - 16. Juni 2024

Nürburgring / GP-Kurs, Länge 5137 m

Porsche Sprint Challenge GT3

Einzelrundenzeiten Rennen 1

PORSCHE

20 JAHRE
SPORTS CUP
DEUTSCHLAND

DMSB Reg.Nr. R14211/24

9	2:03.286	10	2:03.805	11	2:03.045	12	2:03.149	13	2:03.003	14	2:02.717	15	2:02.969		
---	----------	----	----------	----	----------	----	----------	----	----------	----	----------	----	----------	--	--

317 Huber, Ferdinand / DEU / 911 GT3 Cup (991 Gen. II)															
1	2:12.984	2	2:03.674	3	2:02.736	4	2:02.495	5	2:02.943	6	2:03.181	7	2:02.830	8	2:02.866
9	2:05.499	10	2:04.015	11	2:03.311	12	2:03.955	13	2:03.524	14	2:03.883	15	2:04.097		



Datenservice und Zeitnahme:
wige SOLUTIONS GmbH & Co.KG, Meckenheim

Page 3

printed : 15.6.2024 - 15:48



KESSLER

VELTINS



Porsche Sports Cup Nürburgring

15. - 16. Juni 2024

Nürburgring / GP-Kurs, Länge 5137 m

Porsche Sprint Challenge GT3

Sektoren / Lap by Lap Rennen 1

PORSCHE

20 JAHRE SPORTS CUP DEUTSCHLAND

DMSB Reg.Nr. R14211/24

7 Tomasz Magdziarz , 911 GT3 Cup (992) / POL

Theoretische Bestzeit: 2:00.298

Lap	Time	S1	S2	S3	Vmax	Lap	Time	S1	S2	S3	Vmax				
1	2:10.373	1:04.787	106	45.774	117	19.812	177	9	2:00.910	57.405	108	44.241	118	19.264	175
2	2:01.368	57.448	108	44.600	118	19.320	176	10	2:00.780	56.937	108	44.504	118	19.339	176
3	2:00.635	57.038	108	44.237	118	19.360	176	11	2:00.786	57.094	108	44.332	118	19.360	175
4	2:00.918	57.397	108	44.145	118	19.376	176	12	2:01.013	57.050	108	44.620	118	19.343	175
5	2:00.679	57.159	108	44.251	118	19.269	176	13	2:01.198	57.317	108	44.623	119	19.258	176
6	2:00.550	56.895	108	44.355	118	19.300	176	14	2:00.674	57.004	107	44.362	118	19.308	176
7	2:00.872	56.972	108	44.597	118	19.303	176	15	2:00.992	57.003	108	44.633	119	19.356	177
8	2:00.886	57.164	108	44.369	119	19.353	176								

11 Steve Caroli , 911 GT3 Cup (992) / DEU

Theoretische Bestzeit: 2:01.863

Lap	Time	S1	S2	S3	Vmax	Lap	Time	S1	S2	S3	Vmax				
1	2:10.232	1:04.659	108	45.783	116	19.790	176	9	2:04.369	58.275	107	45.247	117	20.847	168
2	2:04.468	59.513	108	45.324	117	19.631	174	10	2:04.446	59.261	107	45.527	117	19.658	174
3	2:02.475	57.941	107	44.886	117	19.648	175	11	2:02.615	58.153	106	44.910	116	19.552	175
4	2:02.169	57.756	107	44.684	117	19.729	174	12	2:03.235	58.298	107	45.070	117	19.867	175
5	2:04.447	58.557	106	45.091	118	20.799	175	13	2:02.562	57.627	107	45.159	117	19.776	174
6	2:02.572	57.862	106	45.099	117	19.611	175	14	2:02.580	57.670	107	45.127	117	19.783	175
7	2:03.547	58.162	108	45.573	116	19.812	174	15	2:02.949	57.725	108	45.480	117	19.744	175
8	2:02.501	57.677	107	45.105	117	19.719	173								

15 Max Schlichenmeier , 911 GT3 Cup (991 Gen. II) / DEU

Theoretische Bestzeit: 2:00.323

Lap	Time	S1	S2	S3	Vmax	Lap	Time	S1	S2	S3	Vmax				
1	2:10.594	1:05.328	108	45.648	118	19.618	178	9	2:01.529	57.230	110	44.928	118	19.371	177
2	2:01.654	57.935	109	44.598	118	19.121	179	10	2:02.165	57.605	109	45.058	117	19.502	177
3	2:01.058	57.390	110	44.254	118	19.414	178	11	2:02.386	57.981	109	44.805	118	19.600	177
4	2:01.198	57.510	110	44.521	118	19.167	179	12	2:02.442	58.085	109	44.938	118	19.419	178
5	2:00.624	56.979	110	44.506	118	19.139	178	13	2:01.876	57.811	109	44.719	118	19.346	178
6	2:00.617	56.948	110	44.461	117	19.208	178	14	2:02.506	57.835	110	45.105	118	19.566	178
7	2:00.687	57.015	109	44.341	118	19.331	178	15	2:02.372	57.809	109	44.871	117	19.692	176
8	2:02.056	57.708	109	45.022	117	19.326	178								

22 Alex Hardt , 911 GT3 Cup (992) / DEU

Theoretische Bestzeit: 1:59.843

Lap	Time	S1	S2	S3	Vmax	Lap	Time	S1	S2	S3	Vmax				
1	2:06.461	1:02.441	108	44.772	118	19.248	177	9	2:00.987	56.981	108	44.536	119	19.470	177
2	2:00.245	57.032	108	44.153	118	19.060	177	10	2:00.599	56.969	108	44.470	118	19.160	177
3	2:00.490	56.751	108	44.416	118	19.323	176	11	2:00.668	57.040	108	44.458	119	19.170	177
4	2:00.579	57.288	108	44.212	118	19.079	177	12	2:00.994	57.326	108	44.447	118	19.221	177
5	2:00.205	56.637	109	44.458	118	19.110	178	13	2:00.756	57.056	108	44.511	118	19.189	178
6	2:00.271	56.957	108	44.146	118	19.168	176	14	2:00.729	56.909	108	44.571	118	19.249	177
7	2:00.269	56.885	108	44.307	118	19.077	176	15	2:00.527	56.854	109	44.533	118	19.140	177
8	2:00.489	56.647	108	44.275	119	19.567	176								

24 Michal Perel , 911 GT3 Cup (992) / POL

Theoretische Bestzeit: 2:01.670

Lap	Time	S1	S2	S3	Vmax	Lap	Time	S1	S2	S3	Vmax				
1	2:11.372	1:05.883	108	45.633	119	19.856	176	9	2:03.204	58.258	106	45.039	117	19.907	173
2	2:03.706	58.565	108	45.366	118	19.775	176	10	2:02.704	57.528	107	45.159	118	20.017	173
3	2:02.473	57.935	108	44.910	118	19.628	175	11	2:03.605	58.367	107	45.058	118	20.180	174
4	2:02.356	57.875	107	45.102	117	19.379	176	12	2:03.427	58.344	107	44.835	118	20.248	171
5	2:03.797	58.382	107	44.784	119	20.631	173	13	2:03.194	58.646	107	44.844	119	19.704	176
6	2:02.974	58.539	108	44.873	118	19.562	177	14	2:03.562	58.245	107	45.434	117	19.883	174
7	2:02.451	57.507	107	45.281	117	19.663	175	15	2:03.738	58.055	107	45.438	118	20.245	173
8	2:02.593	57.572	107	45.203	117	19.818	173								



Datenservice und Zeitnahme:
wige SOLUTIONS GmbH & Co.KG, Meckenheim

Page 1

printed : 15.6.2024 - 15:48



Porsche Sports Cup Nürburgring

15. - 16. Juni 2024

Nürburgring / GP-Kurs, Länge 5137 m

Porsche Sprint Challenge GT3

PORSCHE

20 JAHRE SPORTS CUP DEUTSCHLAND

Sektoren / Lap by Lap Rennen 1

DMSB Reg.Nr. R14211/24

33 Stefan Rehkopf , 911 GT3 Cup (992) / DEU

Theoretische Bestzeit: 2:01.683

Lap	Time	S1	S2	S3	Vmax	Lap	Time	S1	S2	S3	Vmax				
1	2:12.334	1:06.854	105	45.775	117	19.705	175	9	2:03.816	57.800	108	45.437	118	20.579	171
2	2:03.404	58.212	107	45.405	118	19.787	176	10	2:02.679	58.010	108	45.022	117	19.647	175
3	2:02.942	58.181	109	44.934	118	19.827	177	11	2:02.173	57.461	107	44.993	118	19.719	175
4	2:03.002	57.642	109	45.117	118	20.243	175	12	2:02.688	57.818	108	45.079	118	19.791	173
5	2:02.870	57.968	108	45.012	118	19.890	176	13	2:02.676	58.069	107	44.984	118	19.623	175
6	2:03.103	58.427	107	45.042	118	19.634	177	14	2:01.913	57.572	107	44.599	117	19.742	175
7	2:02.883	57.695	107	45.219	118	19.969	176	15	2:02.528	58.013	108	44.719	117	19.796	175
8	2:02.766	57.850	108	45.209	118	19.707	176								

46 Josef Hrdlicka , 911 GT3 Cup (992) / CZE

Theoretische Bestzeit: 2:03.638

Lap	Time	S1	S2	S3	Vmax	Lap	Time	S1	S2	S3	Vmax				
1	2:18.030	1:10.237	101	47.462		20.331	173	9	2:05.310	59.024	106	45.757		20.529	173
2	2:06.718	59.695	101	46.727		20.296	175	10	2:04.528	58.731	107	45.741		20.056	174
3	2:07.507	1:00.631	105	46.533		20.343	175	11	2:04.113	58.624	107	45.491		19.998	175
4	2:04.839	59.004	107	45.890		19.945	176	12	2:04.295	58.607	107	45.554		20.134	175
5	2:04.260	58.800	106	45.484		19.976	176	13	2:04.292	58.495	107	45.668		20.129	175
6	2:04.811	59.005	105	45.904		19.902	175	14	2:04.392	58.651	108	45.705		20.036	176
7	2:04.004	58.256	106	45.850		19.898	176	15	2:04.193	58.280	107	45.708		20.205	175
8	2:04.416	58.315	106	45.945		20.156	176								

55 Marc Bartels , 911 GT3 Cup (992) / DEU

Theoretische Bestzeit: 2:00.000

Lap	Time	S1	S2	S3	Vmax	Lap	Time	S1	S2	S3	Vmax				
1	2:07.438	1:03.332	107	44.972		19.134	176	9	2:01.009	57.106	107	44.711		19.192	175
2	2:00.881	57.518	107	44.289		19.074	175	10	2:00.642	57.051	107	44.496		19.095	174
3	2:00.325	56.996	108	44.363		18.966	175	11	2:00.588	56.978	108	44.392		19.218	175
4	2:00.468	57.018	108	44.291		19.159	176	12	2:00.864	57.068	107	44.559		19.237	175
5	2:00.270	56.782	107	44.420		19.068	174	13	2:00.905	57.123	107	44.609		19.173	175
6	2:00.385	56.754	107	44.482		19.149	176	14	2:01.156	57.258	107	44.607		19.291	175
7	2:00.160	56.755	107	44.280		19.125	175	15	2:00.973	57.018	108	44.632		19.323	175
8	2:01.010	56.984	108	44.680		19.346	175								

56 Alexandra Vateva , 911 GT3 Cup (992) / BUL

Theoretische Bestzeit: 2:02.361

Lap	Time	S1	S2	S3	Vmax	Lap	Time	S1	S2	S3	Vmax				
1	2:15.324	1:08.465	100	46.450	117	20.409	175	9	2:02.916	58.001	107	45.055	117	19.860	174
2	2:05.760	58.973	106	46.590	116	20.197	175	10	2:02.828	57.943	107	45.079	117	19.806	176
3	2:04.337	59.004	106	45.385	117	19.948	175	11	2:03.637	58.276	107	45.458	118	19.903	175
4	2:03.978	58.684	107	45.352	117	19.942	175	12	2:03.593	58.318	106	45.297	118	19.978	175
5	2:03.353	58.254	107	45.242	117	19.857	176	13	2:03.020	58.260	108	45.068	118	19.692	176
6	2:02.842	57.966	107	45.198	118	19.678	176	14	2:03.411	58.422	107	45.212	117	19.777	174
7	2:02.361	57.843	107	44.881	117	19.637	176	15	2:03.684	58.669	107	45.248	117	19.767	176
8	2:03.180	58.227	107	45.184	118	19.769	175								

57 Ulrich Becker , 911 GT3 R (991 Gen.I) / DEU

Theoretische Bestzeit: 1:59.716

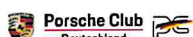
Lap	Time	S1	S2	S3	Vmax	Lap	Time	S1	S2	S3	Vmax				
1	2:07.028	1:02.763	109	44.794	119	19.471	178	9	2:00.471	56.753	109	44.191	121	19.527	181
2	2:00.401	57.208	109	44.035	120	19.158	179	10	2:01.021	57.140	110	44.389	121	19.492	180
3	2:00.067	56.763	109	44.120	120	19.184	180	11	2:00.257	56.882	110	44.161	120	19.214	181
4	2:00.750	57.295	110	44.110	120	19.345	180	12	2:01.327	57.357	109	44.583	121	19.387	180
5	2:00.096	56.538	108	44.354	120	19.204	180	13	2:00.839	57.002	109	44.577	120	19.260	180
6	2:00.419	56.882	110	44.266	120	19.271	180	14	2:00.988	57.068	109	44.442	120	19.478	179
7	2:00.792	56.839	109	44.535	119	19.418	178	15	2:01.449	56.939	108	44.798	120	19.712	170
8	2:00.141	56.823	109	44.020	120	19.298	178								



Datenservice und Zeitnahme:
wige SOLUTIONS GmbH & Co.KG, Meckenheim

Page 2

printed : 15.6.2024 - 15:48



Porsche Sports Cup Nürburgring

15. - 16. Juni 2024

Nürburgring / GP-Kurs, Länge 5137 m

Porsche Sprint Challenge GT3

Sektoren / Lap by Lap Rennen 1

PORSCHE

20 JAHRE SPORTS CUP DEUTSCHLAND

DMSB Reg.Nr. R14211/24

69 Mariusz Górecki , 911 GT3 Cup (992) / POL

Theoretische Bestzeit: 2:00.210

Lap	Time	S1	S2	S3	Vmax	Lap	Time	S1	S2	S3	Vmax				
1	2:08.704	1:04.066	107	45.163	117	19.475	175	9	2:02.532	58.345	107	44.940	117	19.247	174
2	2:02.198	57.615	107	44.916	117	19.667	175	10	2:01.579	57.314	107	44.908	117	19.357	174
3	2:01.211	57.424	107	44.421	117	19.366	174	11	2:01.956	57.306	107	44.835	117	19.815	173
4	2:00.829	57.157	108	44.205	117	19.467	175	12	2:01.384	57.284	107	44.657	117	19.443	174
5	2:00.429	56.937	107	44.268	117	19.224	174	13	2:02.125	57.579	106	44.951	117	19.595	174
6	2:00.456	56.987	106	44.293	117	19.176	174	14	2:02.254	57.317	107	44.806	116	20.131	174
7	2:00.918	57.301	107	44.549	117	19.068	174	15	2:02.082	57.594	108	44.828	117	19.660	174
8	2:01.137	57.459	107	44.511	117	19.167	175								

72 Tom Nittel , 911 GT3 Cup (992) / DEU

Theoretische Bestzeit: 1:59.889

Lap	Time	S1	S2	S3	Vmax	Lap	Time	S1	S2	S3	Vmax				
1	2:05.368	1:01.648	107	44.626	117	19.094	176	9	2:00.197	56.638	108	44.420	118	19.139	176
2	2:00.339	57.050	108	44.254	117	19.035	176	10	2:00.316	56.849	108	44.239	118	19.228	176
3	2:00.331	56.938	108	44.281	117	19.112	176	11	2:00.769	57.205	108	44.411	118	19.153	176
4	2:00.726	57.245	108	44.351	117	19.130	176	12	2:01.234	57.640	108	44.334	119	19.260	177
5	2:00.541	57.116	108	44.310	118	19.115	176	13	2:00.554	56.977	108	44.565	119	19.012	177
6	2:00.046	56.761	108	44.241	117	19.044	176	14	2:00.959	56.962	108	44.773	118	19.224	176
7	2:00.371	56.901	108	44.415	117	19.055	175	15	2:00.587	56.958	108	44.430	118	19.199	178
8	2:00.167	56.643	108	44.425	118	19.099	176								

77 Tom de Wit , 911 GT3 Cup (992) / DEU

Theoretische Bestzeit: 2:03.513

Lap	Time	S1	S2	S3	Vmax	Lap	Time	S1	S2	S3	Vmax				
1	2:16.071	1:09.300	103	46.466	116	20.305	173	9	2:05.562	59.037	107	45.845	117	20.680	172
2	2:06.851	59.914	106	46.501	116	20.436	173	10	2:09.016	1:00.706	107	47.202	115	21.108	172
3	2:07.375	1:01.161	107	46.091	117	20.123	173	11	2:09.363	1:00.150	107	47.786	115	21.427	168
4	2:05.524	1:00.070	107	45.574	117	19.880	175	12	2:13.985	1:02.476	103	49.468	110	22.041	172
5	2:04.354	58.566	107	45.723	117	20.065	175	13	2:15.035	1:03.493	102	49.352	109	22.190	170
6	2:04.392	58.956	107	45.552	117	19.884	175	14	2:12.704	1:02.386	104	49.274	115	21.044	172
7	2:03.634	58.232	107	45.401	117	20.001	174	15	2:09.448	1:00.457	107	47.900	114	21.091	173
8	2:05.989	58.786	107	46.902	117	20.301	174								

79 Janusz Szymanski , 911 GT3 Cup (992) / POL

Theoretische Bestzeit: 2:02.831

Lap	Time	S1	S2	S3	Vmax	Lap	Time	S1	S2	S3	Vmax				
1	2:16.618	1:09.819	105	46.509	117	20.290	174	9	2:04.037	57.945	107	45.432	118	20.660	173
2	2:06.607	1:00.095	106	45.965	118	20.547	175	10	2:04.554	58.850	107	45.741	118	19.963	175
3	2:08.170	1:01.224	107	47.120	117	19.826	174	11	2:03.637	57.947	107	45.646	117	20.044	175
4	2:04.886	59.425	107	45.758	117	19.703	175	12	2:03.850	58.342	108	45.543	118	19.965	175
5	2:04.308	58.533	108	45.720	118	20.055	176	13	2:03.909	57.988	107	45.839	118	20.082	175
6	2:04.428	58.977	107	45.496	118	19.955	176	14	2:04.331	58.704	108	45.695	118	19.932	176
7	2:03.589	58.312	107	45.183	118	20.094	176	15	2:04.531	58.304	107	45.997	117	20.230	175
8	2:04.963	58.947	107	45.565	117	20.451	172								

87 Helmut Rödiger , 911 GT3 Cup (992) / DEU

Theoretische Bestzeit: 2:01.905

Lap	Time	S1	S2	S3	Vmax	Lap	Time	S1	S2	S3	Vmax				
1	2:14.496	1:07.754	101	46.657	116	20.085	173	9	2:04.190	57.808	107	45.416	118	20.966	169
2	2:04.020	58.810	106	45.618	116	19.592	175	10	2:02.911	57.707	108	45.630	117	19.574	175
3	2:02.873	57.927	107	45.287	116	19.659	174	11	2:19.614	58.082	107	45.103	117		
4	2:02.488	57.999	106	44.911	116	19.578	174	12	2:20.242	1:15.014	106	45.051	117	20.177	173
5	2:02.295	57.617	106	45.122	117	19.556	174	13	2:04.060	58.076	106	45.200	116	20.784	174
6	2:02.605	57.934	108	45.022	117	19.649	176	14	2:03.601	58.267	106	45.603	116	19.731	174
7	2:02.325	57.795	107	44.732	117	19.798	175	15	2:02.674	57.841	106	45.210	116	19.623	176
8	2:03.293	58.350	106	45.339	117	19.604	175								



Datenservice und Zeitnahme:
wige SOLUTIONS GmbH & Co.KG, Meckenheim

Page 3

printed : 15.6.2024 - 15:48



Porsche Sports Cup Nürburgring

15. - 16. Juni 2024

Nürburgring / GP-Kurs, Länge 5137 m

Porsche Sprint Challenge GT3

Sektoren / Lap by Lap Rennen 1

PORSCHE

20 JAHRE SPORTS CUP DEUTSCHLAND

DMSB Reg.Nr. R14211/24

107 Felix Neuhofer , 911 GT3 Cup (992) / DEU

Theoretische Bestzeit: 2:00.258

Lap	Time	S1	S2	S3	Vmax	Lap	Time	S1	S2	S3	Vmax				
1	2:08.026	1:03.588	108	45.143	117	19.295	175	9	2:00.994	57.158	108	44.677	117	19.159	175
2	2:01.074	57.235	108	44.603	117	19.236	176	10	2:01.017	57.186	107	44.583	117	19.248	175
3	2:00.512	57.013	108	44.455	117	19.044	175	11	2:01.283	57.269	107	44.643	117	19.371	174
4	2:00.752	56.988	108	44.580	117	19.184	175	12	2:01.236	57.453	107	44.586	118	19.197	174
5	2:00.935	57.274	107	44.383	117	19.278	174	13	2:01.371	57.513	107	44.719	118	19.139	176
6	2:00.496	56.948	107	44.266	117	19.282	175	14	2:01.139	57.313	107	44.612	117	19.214	175
7	2:00.747	57.055	107	44.496	116	19.196	175	15	2:01.491	57.362	108	44.838	117	19.291	175
8	2:01.008	57.152	107	44.558	117	19.298	174								

111 Lorenz Stegmann , 911 GT3 Cup (992) / DEU

Theoretische Bestzeit: 1:59.667

Lap	Time	S1	S2	S3	Vmax	Lap	Time	S1	S2	S3	Vmax				
1	2:05.771	1:01.858	108	44.625	117	19.288	174	9	2:00.311	56.668	108	44.561	118	19.082	176
2	2:00.318	56.897	108	44.259	118	19.162	176	10	2:00.277	56.757	108	44.439	118	19.081	175
3	2:00.196	56.860	108	44.198	118	19.138	176	11	2:00.786	57.107	108	44.446	118	19.233	176
4	2:00.731	57.396	108	44.235	117	19.100	175	12	2:01.099	57.594	108	44.406	118	19.099	177
5	2:00.500	57.180	108	44.151	118	19.169	176	13	2:00.718	57.046	108	44.480	119	19.192	177
6	2:00.194	57.063	105	44.048	117	19.083	176	14	2:00.932	56.902	108	44.704	118	19.326	175
7	2:00.341	56.925	107	44.392	117	19.024	175	15	2:00.618	56.992	108	44.438	117	19.188	175
8	2:00.058	56.595	108	44.435	118	19.028	177								

126 Egor Litvinenko , 911 GT3 Cup (992) / DEU

Theoretische Bestzeit: 2:01.876

Lap	Time	S1	S2	S3	Vmax	Lap	Time	S1	S2	S3	Vmax				
1	2:12.683	1:06.415	104	46.475	117	19.793	175	5	2:02.736	57.588	105	45.390	117	19.758	175
2	2:03.535	58.158	107	45.804	117	19.573	175	6	2:02.777	58.428	106	44.923	117	19.426	175
3	2:02.616	58.004	105	45.056	117	19.556	176	7	2:03.156	57.730	102	45.692	117	19.734	176
4	2:02.624	57.737	107	45.191	117	19.696	173	8	2:02.655	58.059	107	44.862	117	19.734	174

130 Marco Daedelow , 911 GT3 Cup (992) / DEU

Theoretische Bestzeit: 2:01.678

Lap	Time	S1	S2	S3	Vmax	Lap	Time	S1	S2	S3	Vmax				
1	2:10.854	1:05.112	107	46.036	119	19.706	178	9	2:02.352	57.732	107	44.927	119	19.693	174
2	2:02.440	58.255	109	44.728	119	19.457	177	10	2:02.417	57.567	108	44.929	119	19.921	176
3	2:01.878	57.556	108	44.765	118	19.557	178	11	2:02.290	57.493	107	45.209	119	19.588	175
4	2:02.910	57.866	108	45.294	116	19.750	176	12	2:02.714	57.680	107	45.190	118	19.844	176
5	2:02.309	57.764	107	44.996	118	19.549	176	13	2:02.686	57.668	108	45.187	119	19.831	176
6	2:02.509	57.610	107	45.240	118	19.659	176	14	2:02.658	57.586	108	45.261	118	19.811	175
7	2:02.203	57.683	106	44.859	118	19.661	177	15	2:03.474	58.264	107	45.360	118	19.850	176
8	2:02.456	57.615	108	45.247	118	19.594	176								

134 Wolfgang Kraus , 911 GT3 Cup (991 Gen. II) / DEU

Theoretische Bestzeit: 2:02.686

Lap	Time	S1	S2	S3	Vmax	Lap	Time	S1	S2	S3	Vmax				
1	2:17.351	1:10.203	106	46.923	116	20.225	181	9	2:03.892	57.979	109	45.417	119	20.496	178
2	2:06.101	59.600	96	46.051	118	20.450	181	10	2:05.027	58.636	105	46.384	120	20.007	181
3	2:04.083	58.649	109	45.589	119	19.845	181	11	2:04.004	57.840	109	45.951	119	20.213	180
4	2:03.528	57.685	110	45.553	118	20.290	180	12	2:03.524	58.052	109	45.390	119	20.082	181
5	2:03.819	58.327	109	45.512	120	19.980	181	13	2:03.742	58.105	109	45.511	119	20.126	181
6	2:02.852	57.675	109	45.235	119	19.942	181	14	2:04.037	57.988	109	45.910	119	20.139	180
7	2:03.266	57.904	110	45.430	119	19.932	181	15	2:03.870	58.004	108	45.895	119	19.971	181
8	2:02.968	57.730	110	45.166	120	20.072	180								



Datenservice und Zeitnahme:
wige SOLUTIONS GmbH & Co.KG, Meckenheim

Page 4

printed : 15.6.2024 - 15:48



Porsche Sports Cup Nürburgring

15. - 16. Juni 2024

Nürburgring / GP-Kurs, Länge 5137 m

Porsche Sprint Challenge GT3

Sektoren / Lap by Lap Rennen 1

PORSCHE

20 JAHRE SPORTS CUP DEUTSCHLAND

DMSB Reg.Nr. R14211/24

176 Manuel Zlof , 911 GT3 Cup (992) / DEU

Theoretische Bestzeit: 2:03.869

Lap	Time	S1	S2	S3	Vmax	Lap	Time	S1	S2	S3	Vmax				
1	2:18.578	1:10.773	100	47.290	114	20.515	172	9	2:04.061	58.518	107	45.697	117	19.846	175
2	2:07.303	1:00.163	104	46.452	116	20.688	172	10	2:04.496	58.837	107	45.620	117	20.039	175
3	2:06.916	59.774	106	46.902	117	20.240	173	11	2:04.914	59.058	106	45.846	117	20.010	175
4	2:05.221	59.045	107	46.051	117	20.125	176	12	2:04.736	58.876	108	45.663	117	20.197	173
5	2:04.468	58.709	107	45.791	117	19.968	175	13	2:04.536	59.063	108	45.516	117	19.957	176
6	2:04.636	59.193	106	45.505	117	19.938	175	14	2:04.919	59.291	107	45.641	117	19.987	176
7	2:04.863	58.918	107	45.806	117	20.139	174	15	2:04.748	59.042	107	45.509	117	20.197	174
8	2:04.490	58.954	106	45.674	117	19.862	175								

182 Marcel van Berlo , 911 GT3 Cup (992) / NED

Theoretische Bestzeit: 2:02.057

Lap	Time	S1	S2	S3	Vmax	Lap	Time	S1	S2	S3	Vmax				
1	2:11.919	1:06.165	104	46.007	117	19.747	174	9	2:02.735	57.950	108	45.030	117	19.755	173
2	2:03.448	58.258	103	45.551	117	19.639	176	10	2:02.615	58.028	108	44.965	118	19.622	176
3	2:02.816	58.285	108	44.762	117	19.769	175	11	2:03.668	58.647	107	45.069	117	19.952	174
4	2:02.405	57.793	108	45.103	117	19.509	176	12	2:03.518	58.474	107	45.292	117	19.752	176
5	2:03.453	58.190	107	45.264	118	19.999	177	13	2:02.976	58.316	107	45.029	118	19.631	175
6	2:07.134	1:01.425	107	46.207	116	19.502	174	14	2:02.654	58.115	108	44.993	117	19.546	175
7	2:02.617	58.056	107	44.986	117	19.575	176	15	2:02.759	58.257	107	44.948	117	19.554	175
8	2:02.692	58.315	107	44.792	117	19.585	175								

223 Matthias Karlowski , 911 GT3 Cup (992) / DEU

Theoretische Bestzeit: 2:02.246

Lap	Time	S1	S2	S3	Vmax	Lap	Time	S1	S2	S3	Vmax				
1	2:14.776	1:07.873	106	46.776	115	20.127	175	9	2:03.286	57.846	107	45.284	118	20.156	172
2	2:10.141	1:03.148	100	46.799	111	20.194	176	10	2:03.805	58.628	104	45.586	117	19.591	176
3	2:05.591	59.769	105	46.143	117	19.679	176	11	2:03.045	57.889	107	45.415	117	19.741	173
4	2:02.989	58.239	107	44.951	117	19.799	173	12	2:03.149	58.269	107	45.277	117	19.603	175
5	2:02.477	57.820	108	45.063	118	19.594	176	13	2:03.003	58.006	108	45.179	118	19.818	174
6	2:02.884	57.986	108	45.164	117	19.734	174	14	2:02.717	57.846	107	45.132	117	19.739	173
7	2:03.271	58.334	107	45.223	117	19.714	175	15	2:02.969	58.007	108	45.195	117	19.767	174
8	2:02.626	58.078	108	45.073	118	19.475	174								

317 Ferdinand Huber , 911 GT3 Cup (991 Gen. II) / DEU

Theoretische Bestzeit: 2:01.924

Lap	Time	S1	S2	S3	Vmax	Lap	Time	S1	S2	S3	Vmax				
1	2:12.984	1:07.049	104	46.203	117	19.732	177	9	2:05.499	57.849	108	45.514	118	22.136	168
2	2:03.674	58.239	108	45.529	118	19.906	177	10	2:04.015	58.484	109	45.773	118	19.758	178
3	2:02.736	58.004	108	45.218	117	19.514	178	11	2:03.311	57.937	109	45.328	117	20.046	176
4	2:02.495	57.705	109	45.044	118	19.746	177	12	2:03.955	58.319	108	45.788	117	19.848	177
5	2:02.943	58.169	108	44.984	118	19.790	178	13	2:03.524	58.011	109	45.712	118	19.801	177
6	2:03.181	58.769	109	44.825	118	19.587	178	14	2:03.883	57.888	108	45.594	117	20.401	175
7	2:02.830	57.585	104	45.193	118	20.052	177	15	2:04.097	58.707	108	45.605	117	19.785	175
8	2:02.866	57.926	108	45.067	118	19.873	176								



Datenservice und Zeitnahme:
wige SOLUTIONS GmbH & Co.KG, Meckenheim

Page 5

printed : 15.6.2024 - 15:48



Porsche Sports Cup Nürburgring

15. - 16. Juni 2024

Nürburgring / GP-Kurs, Länge 5137 m

Porsche Sprint Challenge GT3

Persönliche Bestwerte Rennen 1

PORSCHE

20 JAHRE
SPORTS CUP
DEUTSCHLAND

DMSB Reg.Nr. R14211/24

Pos.	Sector 1		Sector 2		Sector 3		theoretische Bestzeit						
	No	Name	Zeit	No	Name	Zeit	No	Name	theoretische	Best	Pos		
1	57	Becker U.	56.538	57	Becker U.	44.020	55	Bartels M.	18.966	111	Stegmann L.	1:59.667	2:00.058
2	111	Stegmann L.	56.595	111	Stegmann L.	44.048	72	Nittel T.	19.012	57	Becker U.	1:59.716	2:00.067
3	22	Hardt A.	56.637	7	Magdziarz T.	44.145	111	Stegmann L.	19.024	22	Hardt A.	1:59.843	2:00.205
4	72	Nittel T.	56.638	22	Hardt A.	44.146	107	Neuhofer F.	19.044	72	Nittel T.	1:59.889	2:00.046
5	55	Bartels M.	56.754	69	Górecki M.	44.205	22	Hardt A.	19.060	55	Bartels M.	2:00.000	2:00.160
6	7	Magdziarz T.	56.895	72	Nittel T.	44.239	69	Górecki M.	19.068	69	Górecki M.	2:00.210	2:00.429
7	69	Górecki M.	56.937	15	Schlichenmeier M.	44.254	15	Schlichenmeier M.	19.121	107	Neuhofer F.	2:00.258	2:00.496
8	107	Neuhofer F.	56.948	107	Neuhofer F.	44.266	57	Becker U.	19.158	7	Magdziarz T.	2:00.298	2:00.550
9	15	Schlichenmeier M.	56.948	55	Bartels M.	44.280	7	Magdziarz T.	19.258	15	Schlichenmeier M.	2:00.323	2:00.617
10	33	Rehkopf S.	57.461	33	Rehkopf S.	44.599	24	Perel M.	19.379	24	Perel M.	2:01.670	2:02.356
11	130	Daedelow M.	57.493	11	Caroli S.	44.684	126	Litvinenko E.	19.426	130	Daedelow M.	2:01.678	2:01.878
12	24	Perel M.	57.507	130	Daedelow M.	44.728	130	Daedelow M.	19.457	33	Rehkopf S.	2:01.683	2:01.913
13	317	Huber F.	57.585	87	Rödиг H.	44.732	223	Karlowski M.	19.475	11	Caroli S.	2:01.863	2:02.169
14	126	Litvinenko E.	57.588	182	van Berlo M.	44.762	182	van Berlo M.	19.502	126	Litvinenko E.	2:01.876	2:02.616
15	87	Rödиг H.	57.617	24	Perel M.	44.784	317	Huber F.	19.514	87	Rödиг H.	2:01.905	2:02.295
16	11	Caroli S.	57.627	317	Huber F.	44.825	11	Caroli S.	19.552	317	Huber F.	2:01.924	2:02.495
17	134	Kraus W.	57.675	126	Litvinenko E.	44.862	87	Rödиг H.	19.556	182	van Berlo M.	2:02.057	2:02.405
18	182	van Berlo M.	57.793	56	Vateva A.	44.881	33	Rehkopf S.	19.623	223	Karlowski M.	2:02.246	2:02.477
19	223	Karlowski M.	57.820	223	Karlowski M.	44.951	56	Vateva A.	19.637	56	Vateva A.	2:02.361	2:02.361
20	56	Vateva A.	57.843	134	Kraus W.	45.166	79	Szymanski J.	19.703	134	Kraus W.	2:02.686	2:02.852
21	79	Szymanski J.	57.945	79	Szymanski J.	45.183	134	Kraus W.	19.845	79	Szymanski J.	2:02.831	2:03.589
22	77	de Wit T.	58.232	77	de Wit T.	45.401	176	Zlof M.	19.846	77	de Wit T.	2:03.513	2:03.634
23	46	Hrdlicka J.	58.256	46	Hrdlicka J.	45.484	77	de Wit T.	19.880	46	Hrdlicka J.	2:03.638	2:04.004
24	176	Zlof M.	58.518	176	Zlof M.	45.505	46	Hrdlicka J.	19.898	176	Zlof M.	2:03.869	2:04.061



Datenservice und Zeitnahme:
wige SOLUTIONS GmbH & Co.KG, Meckenheim

Page 1

printed : 15.6.2024 - 15:49



KESSLER

VELTINS



Porsche Sports Cup Nürburgring

15. - 16. Juni 2024

Nürburgring / GP-Kurs, Länge 5137 m

Porsche Sprint Challenge GT3

Speedmessung Rennen 1

PORSCHE

20 JAHRE
SPORTS CUP
DEUTSCHLAND

DMSB Reg.Nr. R14211/24

Rang	StNr	Fahrer	Fahrzeug	Speed
1	57	Becker Ulrich	911 GT3 R (991 Gen.I)	121
2	134	Kraus Wolfgang	911 GT3 Cup (991 Gen. II)	120
3	7	Magdziarz Tomasz	911 GT3 Cup (992)	119
3	22	Hardt Alex	911 GT3 Cup (992)	119
3	24	Perel Michal	911 GT3 Cup (992)	119
3	72	Nittel Tom	911 GT3 Cup (992)	119
3	111	Stegmann Lorenz	911 GT3 Cup (992)	119
3	130	Daedelow Marco	911 GT3 Cup (992)	119
9	11	Caroli Steve	911 GT3 Cup (992)	118
9	15	Schlichenmeier Max	911 GT3 Cup (991 Gen. II)	118
9	33	Rehkopf Stefan	911 GT3 Cup (992)	118
9	56	Vateva Alexandra	911 GT3 Cup (992)	118
9	79	Szymanski Janusz	911 GT3 Cup (992)	118
9	87	Rödiger Helmut	911 GT3 Cup (992)	118
9	107	Neuhofer Felix	911 GT3 Cup (992)	118
9	182	van Berlo Marcel	911 GT3 Cup (992)	118
9	223	Karlowski Matthias	911 GT3 Cup (992)	118
9	317	Huber Ferdinand	911 GT3 Cup (991 Gen. II)	118
19	69	Górecki Mariusz	911 GT3 Cup (992)	117
19	77	de Wit Tom	911 GT3 Cup (992)	117
19	126	Litvinenko Egor	911 GT3 Cup (992)	117
19	176	Zlof Manuel	911 GT3 Cup (992)	117
23	46	Hrdlicka Josef	911 GT3 Cup (992)	0
23	55	Bartels Marc	911 GT3 Cup (992)	0



Datenservice und Zeitnahme:
wige SOLUTIONS GmbH & Co.KG, Meckenheim

Page 1

printed : 15.6.2024 - 15:49



KESSLER

VELTINS



LAPCHART Rennen 1

Porsche Sprint Challenge GT3

(002) Porsche Sports Cup Nürburgring

POS	1	2	3	4	5	6	7	8	9	10	11	12	13	14	15	16	17	18	19	20	21	22	23	24	25
LAP 1	72	111	22	57	55	107	69	11	7	15	130	24	182	33	126	317	87	223	56	77	79	134	46	176	
LAP 2	72	111	22	57	55	107	69	7	15	130	11	24	182	33	126	317	87	56	77	79	134	46	223	176	
LAP 3	72	111	22	57	55	107	69	7	15	130	11	24	182	33	126	317	87	56	134	77	223	79	46	176	
LAP 4	72	111	22	57	55	107	69	7	15	130	11	24	182	126	33	317	87	56	134	223	77	79	46	176	
LAP 5	72	111	22	57	55	107	69	7	15	130	24	11	182	126	33	317	87	56	134	223	77	79	46	176	
LAP 6	72	111	22	57	55	107	69	7	15	130	11	24	126	33	317	87	182	56	134	223	77	79	46	176	
LAP 7	72	111	22	57	55	107	69	7	15	130	24	11	126	33	317	87	182	56	134	223	77	79	46	176	
LAP 8	72	111	22	57	55	107	69	7	15	130	24	11	126	33	317	87	182	56	134	223	79	77	46	176	
LAP 9	72	111	22	57	55	107	7	69	15	130	24	11	33	87	317	182	56	134	223	79	77	46	176		
LAP 10	72	111	22	57	55	107	7	69	15	130	24	33	11	87	182	317	56	223	134	79	46	176	77		
LAP 11	72	111	22	57	55	107	7	69	15	130	24	33	11	182	317	56	223	134	87	79	46	176	77		
LAP 12	72	111	22	57	55	107	7	69	15	130	33	24	11	182	317	56	223	134	79	46	176	87	77		
LAP 13	72	111	22	57	55	107	7	69	15	130	33	24	11	182	317	56	223	134	79	46	176	87	77		
LAP 14	72	111	22	57	55	107	7	69	15	130	33	24	11	182	317	56	223	134	79	46	176	87	77		
LAP 15	72	111	22	57	55	107	7	69	15	130	33	24	11	182	317	56	223	134	79	46	176	87	77		

Punktstand / Porsche Sprint Challenge GT3

Nürburgring - 2
 Nürburgring - 1
 Hockenheim I. - 2
 Hockenheim I. - 1

RG	NR	NAME	SUM	01	02	03	04	05	06	07	08	09	10	11	12	13
----	----	------	-----	----	----	----	----	----	----	----	----	----	----	----	----	----

Klasse 2c

1	15	Schlichenmeier,Max / DEU	30	10	10	10										
2	317	Huber,Ferdinand / DEU	15	7.5		7.5										
3	134	Kraus,Wolfgang / DEU	12	6	-	6										
4	134	Schafnitzl,Andreas / DEU	0	-		-										

Klasse 2d

1	111	Stegmann,Lorenz / DEU	67.2	25.6	20.6	21										
2	72	Nittel,Tom / DEU	64.2	20.6	17.6	26										
3	22	Hardt,Alex / DEU	61.2	17.6	25.6	18										
4	7	Magdziarz,Tomasz / POL	43.2	15.6	15.6	12										
5	33	Rehkopf,Stefan / DEU	31.2	9.6	13.6	8										
6	55	Bartels,Marc / DEU	29.6	13.6		16										
7	69	Górecki,Mariusz / POL	17.6	7.6		10										
8	24	Perel,Michal / POL	15.6		8.6	7										
9	11	Caroli,Steve / DEU	14.2	6.6	7.6											
10	223	Karlowski,Matthias / DEU	9.6		9.6											
11	77	de Wit, Tom / DEU	8.6	8.6	-											
12	126	Litvinenko,Egor / DEU	6.6		6.6											
13	56	Vateva,Alexandra / BUL	0													
13	255	Kepka,Maciej / POL	0													
13	46	Hrdlicka,Josef / CZE	0													
13	79	Szymanski,Janusz / POL	0													
13	77	Franco,Luis / DEU	0	-		-										
13	87	Bernsteiner,Georg / DEU	0	-		-										
13	87	Rödiger,Helmut / DEU	0		-											