

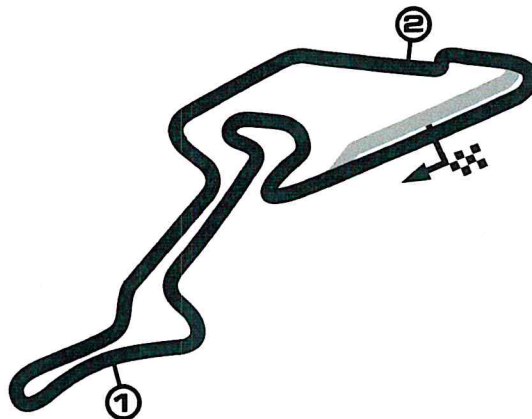
PORSCHE

20 JAHRE
SPORTS CUP
DEUTSCHLAND

Porsche Sports Cup Nürburgring

Porsche Drivers Competition

Wertungslauf



Nürburgring / GP-Kurs 5137 mtr.

15. - 16. Juni 2024

wige



KESSLER

VELTINS

DMSB

Porsche Drivers Competition Gesamtergebnis

Rang	St. Nr.	Name / Club	Fahrzeug	Klasse	Punkte	Runden	Gewertete Rundenpaarungen									
							2-9	9-10	4-7	2-3	2-10	3-8	3-9	7-8		
1.	47	Dick Stefan, Mannheim PCD,CW72896	Porsche Cayman S	Bronze	41	Abwechslung Erste Rd. Zweite Rd.	00.011 3:11.341 3:11.352	00.013 3:11.352 3:11.365	00.017 3:11.245 3:11.262	00.020 3:11.341 3:11.321	00.024 3:11.341 3:11.365	00.027 3:11.321 3:11.294	00.031 3:11.321 3:11.352	00.032 3:11.262 3:11.294		
2.	50	Maringer Marie, Cochem PC Osnabrück Weser-Ems,CO48298	Porsche 991 GT3	Bronze	145	Abwechslung Erste Rd. Zweite Rd.	00.002 2:52.942 2:52.944	00.029 2:39.825 2:39.796	00.114 2:41.730 2:41.616	00.245 2:59.050 2:58.805	00.387 2:51.487 2:51.100	01.455 2:51.487 2:52.942	01.457 2:51.487 2:52.944	01.791 2:39.825 2:41.616		
3.	73	Friedrich Andreas, Usingen PC D,EF23020	Porsche Cayman GT4	Platin	374	Runden	7-8	2-5	9-10	6-9	3-5	11-12	2-3	6-10		
4.	297	Mergel Tanja, Nürnberg	Porsche 991 Carrera T	Bronze	767	Abwechslung Erste Rd. Zweite Rd.	00.103 2:41.592 2:41.489	00.109 2:29.446 2:29.337	00.162 2:38.278 2:38.116	00.197 2:38.475 2:38.278	00.240 2:29.097 2:29.337	00.336 2:34.283 2:33.947	00.349 2:29.446 2:29.097	00.359 2:38.475 2:38.116		
5.	67	Fuck Peter, Essen PC Osnabrück Weser-Ems,CO48413	Porsche Cayman GTS	Silber	830	Abwechslung Erste Rd. Zweite Rd.	00.054 2:39.122 2:39.176	00.247 2:49.775 2:49.528	00.466 2:38.656 2:39.122	00.520 2:38.656 2:39.176	01.145 2:52.341 2:53.486	01.844 2:38.656 2:36.812	02.364 2:39.122 2:36.812	02.364 2:36.812 2:39.176		
6.	218	Wedemeyer Henning, Briellingen PC Hamburg,CH21075	Porsche 911 Carrera GTS (I)	Silber	1105	Runden	4-5	7-9	3-4	6-7	8-10	3-11	3-5	2-5		
7.	204	Vogel Yaisa, Königswinter PCD,EG23026	Porsche 982 GT4	Bronze	1269	Abwechslung Erste Rd. Zweite Rd.	00.072 2:23.460 2:23.532	00.497 2:37.402 2:37.899	00.536 2:22.924 2:23.460	00.608 2:22.924 2:23.532	00.747 2:29.939 2:28.940	01.038 2:24.570 2:23.532	01.084 2:28.940 2:27.856	01.110 2:24.570 2:23.460		
8.	64	Bloch Klaus, Veibert PC Osnabrück Weser-Ems,CO48426	Porsche Cayman S	Silber	1687	Abwechslung Erste Rd. Zweite Rd.	00.262 2:41.010 2:40.748	00.379 2:53.524 2:53.145	00.628 2:53.524 2:54.152	00.769 2:45.320 2:44.551	00.979 2:49.291 2:48.312	01.007 2:54.152 2:53.145	01.251 2:45.320 2:46.571	01.741 2:46.571 2:48.312		
9.	17	Zando Christian, Wiesbaden	Porsche 911 GT3RS (992)	Bronze	1806	Runden	2-4	3-5	6-9	4-5	2-5	8-10	3-4	2-3		
10.	106	Siemes Christina, Essen PC Osnabrück Weser-Ems,CO48407	911 Carrera 4S (992)	Bronze	1860	Abwechslung Erste Rd. Zweite Rd.	00.337 2:24.367 2:24.030	00.608 2:22.344 2:22.952	00.861 2:39.918 2:40.779	01.078 2:24.030 2:22.952	01.415 2:24.367 2:22.952	01.478 2:44.901 2:43.423	01.686 2:22.344 2:24.030	02.023 2:24.367 2:22.344		

Porsche Drivers Competition Gesamtergebnis

Rang	St. Nr.	Name / Club	Fahrzeug	Klasse	Punkte	Gewertete Rundenpaarungen										
						Runden	4 - 10	3 - 4	2 - 7	3 - 10	3 - 9	2 - 5	4 - 9	5 - 7		
11.	52	Ernst Johann, Rietberg PC Osnabrück Weser-Ems,C048993	Porsche 996 GT 3 MK 2	Bronze	2077	Abweichung Erste Rd. Zweite Rd.	00.658 2:48.139 2:47.481	00.696 2:48.835 2:48.139	00.723 2:57.207 2:57.930	01.354 2:48.835 2:47.481	01.392 2:48.835 2:50.217	01.392 2:57.207 2:55.815	02.078 2:48.139 2:50.217	02.115 2:55.815 2:57.930		
12.	27	Würth Andreas, Düsseldorf "-	Porsche 991.2 turbo S	Bronze	2377	Abweichung Erste Rd. Zweite Rd.	00.439 2:39.670 2:39.231	00.766 2:39.670 2:40.436	01.172 2:34.720 2:35.892	01.205 2:40.436 2:39.231	01.456 2:27.962 2:29.418	01.655 2:37.547 2:35.892	01.684 2:37.547 2:39.231	02.009 2:34.720 2:32.711		
13.	149	Kraus Tanja, Leonberg "-	Porsche GT3 RS	Bronze	2808	Abweichung Erste Rd. Zweite Rd.	00.593 2:47.535 2:48.128	00.973 2:36.573 2:35.600	01.242 2:35.600 2:34.358	01.465 2:47.535 2:46.070	01.994 2:50.122 2:48.128	02.058 2:48.128 2:46.070	02.215 2:36.573 2:34.358	02.421 2:39.508 2:41.929		
14.	267	Meier Thomas, Königsbrunn PCD,EM16026	Porsche Cayman GT4	Bronze	3029	Abweichung Erste Rd. Zweite Rd.	00.702 2:33.947 2:34.649	00.899 2:49.550 2:48.651	01.428 2:36.077 2:34.649	01.868 2:36.077 2:37.945	02.130 2:36.077 2:33.947	02.334 2:31.613 2:33.947	03.036 2:31.613 2:34.649	03.296 2:37.945 2:34.649		
15.	181	Alfter Frank, Bonn PC Wuppertal,CW73161	Porsche Cayman S	Bronze	3209	Abweichung Erste Rd. Zweite Rd.	00.856 3:12.798 3:11.942	01.013 3:09.589 3:10.602	01.340 3:10.602 3:11.942	01.660 2:40.359 2:42.019	02.196 3:12.798 3:10.602	02.353 3:09.589 3:11.942	02.368 3:03.015 3:05.363	02.852 2:53.960 2:56.812		

Vorbehaltlich der technischen Überprüfung !

Aushangszeit:

- Rennleiter:

- Zeitnahme:



Rang	Str. Nr.	Name / Club	Fahrzeug	Klasse	Punkte	Gewertete Rundenpaarungen								
Klasse Platin														
1.	73	Friedrich Andreas, Usingen PC D,EF23020	Porsche Cayman GT4	Kl.1	374	Runden	7 - 8	2 - 5	9 - 10	6 - 9	3 - 5	11 - 12	2 - 3	6 - 10
						Abweichung	00.103	00.109	00.162	00.197	00.240	00.336	00.349	00.359
						Erste Rd.	2:41.592	2:29.446	2:38.278	2:38.475	2:29.097	2:34.283	2:29.446	2:38.475
						Zweite Rd.	2:41.489	2:29.337	2:38.116	2:38.278	2:29.337	2:33.947	2:29.097	2:38.116



Rang	Str. Nr.	Name / Club	Fahrzeug	Klasse	Punkte	Gewertete Rundenpaarungen									
Klasse Silber															
1.	67	Fuck Peter, Essen PC Osnabrück Weser-Ems,CO48413	Porsche Cayman GTS	Kl.3	830	Runden	2 - 3	6 - 7	4 - 5	8 - 10	2 - 11	3 - 11	3 - 5	2 - 5	
						Abweichung	00.109	00.291	00.430	00.747	01.238	01.347	01.594	01.703	
						Erste Rd.	2:40.140	2:53.853	2:42.273	2:49.816	2:40.140	2:40.249	2:40.249	2:40.140	
						Zweite Rd.	2:40.249	2:54.144	2:41.843	2:50.563	2:38.902	2:38.902	2:41.843	2:41.843	
2.	218	Wedemeyer Henning, Briedlingen PC Hamburg,CH21075	Porsche 911 Carrera GTS (I	Kl.3	1105	Runden	4 - 5	7 - 9	3 - 4	3 - 5	6 - 11	2 - 5	11 - 12	2 - 4	
						Abweichung	00.072	00.497	00.536	00.608	00.999	01.038	01.084	01.110	
						Erste Rd.	2:23.460	2:37.402	2:22.924	2:22.924	2:29.939	2:24.570	2:28.940	2:24.570	
						Zweite Rd.	2:23.532	2:37.899	2:23.460	2:23.532	2:28.940	2:23.532	2:27.856	2:23.460	
3.	64	Bloch Klaus, Velbert PC Osnabrück Weser-Ems,CO48426	Porsche Cayman S	Kl.3	1687	Runden	7 - 8	3 - 4	9 - 11	2 - 4	2 - 3	10 - 11	5 - 9	9 - 10	
						Abweichung	00.364	00.614	00.709	00.819	01.433	01.996	02.340	02.705	
						Erste Rd.	2:51.650	2:40.074	2:45.725	2:38.641	2:38.641	2:48.430	2:43.385	2:45.725	
						Zweite Rd.	2:51.286	2:39.460	2:46.434	2:39.460	2:40.074	2:46.434	2:45.725	2:48.430	

Rang	Str. Nr.	Name / Club	Fahrzeug	Klasse	Punkte	Gewertete Rundenpaarungen									
Klasse Bronze															
1.	47	Dick Stefan, Mannheim PCD,CW72896	Porsche Cayman S	Kl.4	41	Runden	2-9	9-10	4-7	2-3	2-10	3-8	3-9	7-8	
						Abweichung	00.011	00.013	00.017	00.020	00.024	00.027	00.031	00.032	
						Erste Rd.	3:11.341	3:11.352	3:11.245	3:11.341	3:11.341	3:11.321	3:11.321	3:11.262	
						Zweite Rd.	3:11.352	3:11.365	3:11.262	3:11.321	3:11.365	3:11.294	3:11.352	3:11.294	
2.	50	Maringer Marie, Cochem PC Osnabrück Weser-Ems,CO48298	Porsche 991 GT3	Kl.4	145	Runden	10-11	3-4	2-5	6-7	8-9	8-10	8-11	3-5	
						Abweichung	00.002	00.029	00.114	00.245	00.387	01.455	01.457	01.791	
						Erste Rd.	2:52.942	2:39.825	2:41.730	2:59.050	2:51.487	2:51.487	2:51.487	2:39.825	
						Zweite Rd.	2:52.944	2:39.796	2:41.616	2:58.805	2:51.100	2:52.942	2:52.944	2:41.616	
3.	297	Merget Tanja, Nürnberg	Porsche 991 Carrera T	Kl.4	767	Runden	3-5	9-10	2-3	2-5	6-7	2-4	3-4	4-5	
						Abweichung	00.054	00.247	00.466	00.520	01.145	01.844	02.310	02.364	
						Erste Rd.	2:39.122	2:49.775	2:38.656	2:38.656	2:52.341	2:38.656	2:39.122	2:36.812	
						Zweite Rd.	2:39.176	2:49.528	2:39.122	2:39.176	2:53.486	2:36.812	2:36.812	2:39.176	
4.	204	Vogel Yaisa, Königswinter PCD,EG23026	Porsche 982 GT4	Kl.4	1269	Runden	3-4	6-10	6-7	2-11	8-9	7-10	2-5	5-9	
						Abweichung	00.262	00.379	00.628	00.769	00.979	01.007	01.251	01.741	
						Erste Rd.	2:41.010	2:53.524	2:53.524	2:45.320	2:49.291	2:54.152	2:45.320	2:46.571	
						Zweite Rd.	2:40.748	2:53.145	2:54.152	2:44.551	2:48.312	2:53.145	2:46.571	2:48.312	
5.	17	Zando Christian, Wiesbaden	Porsche 911 GT3RS (992)	Kl.4	1806	Runden	2-4	3-5	6-9	4-5	2-5	8-10	3-4	2-3	
						Abweichung	00.337	00.608	00.861	01.078	01.415	01.478	01.686	02.023	
						Erste Rd.	2:24.367	2:22.344	2:39.918	2:24.030	2:24.367	2:44.901	2:22.344	2:24.367	
						Zweite Rd.	2:24.030	2:22.952	2:40.779	2:22.952	2:22.952	2:43.423	2:24.030	2:22.344	
6.	106	Siemes Christina, Essen PC Osnabrück Weser-Ems,CO48407	911 Carrera 4S (992)	Kl.4	1860	Runden	9-11	2-11	2-10	2-9	5-8	4-9	10-11	4-11	
						Abweichung	00.303	00.757	00.800	01.060	01.338	01.488	01.557	01.791	
						Erste Rd.	2:44.795	2:43.735	2:43.735	2:43.735	2:49.640	2:46.283	2:42.935	2:46.283	
						Zweite Rd.	2:44.492	2:44.492	2:42.935	2:44.795	2:50.978	2:44.795	2:44.492	2:44.492	
7.	52	Ernst Johann, Rietberg PC Osnabrück Weser-Ems,CO48393	Porsche 996 GT 3 MK 2	Kl.4	2077	Runden	4-10	3-4	2-7	3-10	3-9	2-5	4-9	5-7	
						Abweichung	00.658	00.696	00.723	01.354	01.382	01.392	02.078	02.115	
						Erste Rd.	2:48.139	2:48.835	2:57.207	2:48.835	2:48.835	2:57.207	2:48.139	2:55.815	
						Zweite Rd.	2:47.481	2:48.139	2:57.930	2:47.481	2:50.217	2:55.815	2:50.217	2:57.930	
8.	27	Würth Andreas, Düsseldorf	Porsche 991.2 turbo S	Kl.4	2377	Runden	5-9	5-8	2-10	8-9	4-12	3-10	3-9	2-11	
						Abweichung	00.439	00.766	01.172	01.205	01.456	01.655	01.684	02.009	
						Erste Rd.	2:39.670	2:39.670	2:34.720	2:40.436	2:27.962	2:37.547	2:37.547	2:34.720	
						Zweite Rd.	2:39.231	2:40.436	2:35.892	2:39.231	2:29.418	2:35.892	2:39.231	2:32.711	
9.	149	Kraus Tanja, Leonberg	Porsche GT3 RS	Kl.4	2808	Runden	7-8	2-3	3-11	7-9	6-8	8-9	2-11	5-10	
						Abweichung	00.593	00.973	01.242	01.465	01.994	02.058	02.215	02.421	
						Erste Rd.	2:47.535	2:36.573	2:35.600	2:47.535	2:50.122	2:48.128	2:36.573	2:39.508	
						Zweite Rd.	2:48.128	2:35.600	2:34.358	2:46.070	2:48.128	2:46.070	2:34.358	2:41.929	

Rang	Str. Nr.	Name / Club	Fahrzeug	Klasse	Punkte	Gewertete Rundenpaarungen																																																																								
Klasse Bronze																																																																														
10.	267	Meier Thomas, Königsbnunn PCD,EM16026	Porsche Cayman GT4	Kl.4	3029	<table border="1"> <tr> <td>Runden</td> <td>5 - 11</td> <td>7 - 8</td> <td>3 - 11</td> <td>3 - 10</td> <td>3 - 5</td> <td>2 - 5</td> <td>2 - 11</td> <td>10 - 11</td> </tr> <tr> <td>Abweichung</td> <td>00.702</td> <td>00.899</td> <td>01.428</td> <td>01.868</td> <td>02.130</td> <td>02.334</td> <td>03.036</td> <td>03.296</td> </tr> <tr> <td>Erste Rd.</td> <td>2:33.947</td> <td>2:49.550</td> <td>2:36.077</td> <td>2:36.077</td> <td>2:36.077</td> <td>2:31.613</td> <td>2:31.613</td> <td>2:37.945</td> </tr> <tr> <td>Zweite Rd.</td> <td>2:34.649</td> <td>2:48.651</td> <td>2:34.649</td> <td>2:37.945</td> <td>2:33.947</td> <td>2:33.947</td> <td>2:34.649</td> <td>2:34.649</td> </tr> <tr> <td>Runden</td> <td>6 - 9</td> <td>7 - 8</td> <td>8 - 9</td> <td>2 - 3</td> <td>6 - 8</td> <td>7 - 9</td> <td>10 - 11</td> <td>4 - 5</td> </tr> <tr> <td>Abweichung</td> <td>00.856</td> <td>01.013</td> <td>01.340</td> <td>01.660</td> <td>02.196</td> <td>02.353</td> <td>02.368</td> <td>02.852</td> </tr> <tr> <td>Erste Rd.</td> <td>3:12.798</td> <td>3:09.589</td> <td>3:10.602</td> <td>2:40.359</td> <td>3:12.798</td> <td>3:09.589</td> <td>3:03.015</td> <td>2:53.960</td> </tr> <tr> <td>Zweite Rd.</td> <td>3:11.942</td> <td>3:10.602</td> <td>3:11.942</td> <td>2:42.019</td> <td>3:10.602</td> <td>3:11.942</td> <td>3:05.383</td> <td>2:56.812</td> </tr> </table>	Runden	5 - 11	7 - 8	3 - 11	3 - 10	3 - 5	2 - 5	2 - 11	10 - 11	Abweichung	00.702	00.899	01.428	01.868	02.130	02.334	03.036	03.296	Erste Rd.	2:33.947	2:49.550	2:36.077	2:36.077	2:36.077	2:31.613	2:31.613	2:37.945	Zweite Rd.	2:34.649	2:48.651	2:34.649	2:37.945	2:33.947	2:33.947	2:34.649	2:34.649	Runden	6 - 9	7 - 8	8 - 9	2 - 3	6 - 8	7 - 9	10 - 11	4 - 5	Abweichung	00.856	01.013	01.340	01.660	02.196	02.353	02.368	02.852	Erste Rd.	3:12.798	3:09.589	3:10.602	2:40.359	3:12.798	3:09.589	3:03.015	2:53.960	Zweite Rd.	3:11.942	3:10.602	3:11.942	2:42.019	3:10.602	3:11.942	3:05.383	2:56.812
Runden	5 - 11	7 - 8	3 - 11	3 - 10	3 - 5	2 - 5	2 - 11	10 - 11																																																																						
Abweichung	00.702	00.899	01.428	01.868	02.130	02.334	03.036	03.296																																																																						
Erste Rd.	2:33.947	2:49.550	2:36.077	2:36.077	2:36.077	2:31.613	2:31.613	2:37.945																																																																						
Zweite Rd.	2:34.649	2:48.651	2:34.649	2:37.945	2:33.947	2:33.947	2:34.649	2:34.649																																																																						
Runden	6 - 9	7 - 8	8 - 9	2 - 3	6 - 8	7 - 9	10 - 11	4 - 5																																																																						
Abweichung	00.856	01.013	01.340	01.660	02.196	02.353	02.368	02.852																																																																						
Erste Rd.	3:12.798	3:09.589	3:10.602	2:40.359	3:12.798	3:09.589	3:03.015	2:53.960																																																																						
Zweite Rd.	3:11.942	3:10.602	3:11.942	2:42.019	3:10.602	3:11.942	3:05.383	2:56.812																																																																						
11.	181	Alfter Frank, Bonn PC Wuppertal,CW73161	Porsche Cayman S	Kl.4	3209																																																																									

Vorbehaltlich der technischen Überprüfung !

Aushangszeit:

- Rennleiter:

- Zeitnahme:

Porsche Sports Cup Nürburgring

15. - 16. Juni 2024

Nürburgring / GP-Kurs, Länge 5137 m

Porsche Drivers Competition

Einzelrundenzeiten Wertungslauf

PORSCHE

20 JAHRE
SPORTS CUP
DEUTSCHLAND

DMSB Reg.Nr. R14211/24

17 Zando, Christian / DEU / Porsche 911 GT3RS (992)															
1	2:37.646	2	2:24.367	3	2:22.344	4	2:24.030	5	2:22.952	6	2:39.918	7	2:49.815	8	2:44.901
9	2:40.779	10	2:43.423	pit	3:05.637										

27 Würth, Andreas / DEU / Porsche 991.2 turbo S															
1	3:19.704	2	2:34.720	3	2:37.547	4	2:27.962	5	2:39.670	6	2:49.774	7	2:43.399	8	2:40.436
9	2:39.231	10	2:35.892	11	2:32.711	12	2:29.418								

47 Dick, Stefan / DEU / Porsche Cayman S															
1	3:36.700	2	3:11.341	3	3:11.321	4	3:11.245	5	3:15.860	6	3:11.397	7	3:11.262	8	3:11.294
9	3:11.352	10	3:11.365												

50 Maringer, Marie / DEU / Porsche 991 GT3															
1	3:09.617	2	2:41.730	3	2:39.825	4	2:39.796	5	2:41.616	6	2:59.050	7	2:58.805	8	2:51.487
9	2:51.100	10	2:52.942	11	2:52.944										

52 Ernst, Johann / DEU / Porsche 996 GT 3 MK 2															
1	3:21.342	2	2:57.207	3	2:48.835	4	2:48.139	5	2:55.815	6	3:00.803	7	2:57.930	8	2:53.265
9	2:50.217	10	2:47.481	11	2:44.929										

64 Bloch, Klaus / DEU / Porsche Cayman S															
1	3:13.413	2	2:38.641	3	2:40.074	4	2:39.460	5	2:43.385	6	2:57.203	7	2:51.650	8	2:51.286
9	2:45.725	10	2:48.430	11	2:46.434										

67 Fuck, Peter / DEU / Porsche Cayman GTS															
1	3:25.191	2	2:40.140	3	2:40.249	4	2:42.273	5	2:41.843	6	2:53.853	7	2:54.144	8	2:49.816
9	2:47.575	10	2:50.563	11	2:38.902										

73 Friedrich, Andreas / DEU / Porsche Cayman GT4															
1	2:42.401	2	2:29.446	3	2:29.097	4	2:30.397	5	2:29.337	6	2:38.475	7	2:41.592	8	2:41.489
9	2:38.278	10	2:38.116	11	2:34.283	12	2:33.947								

106 Siemes, Christina / DEU / 911 Carrera 4S (992)															
1	3:21.092	2	2:43.735	3	2:39.627	4	2:46.283	5	2:49.640	6	3:00.715	7	2:54.413	8	2:50.978
9	2:44.795	10	2:42.935	11	2:44.492										

149 Kraus, Tanja / DEU / Porsche GT3 RS															
1	3:17.245	2	2:36.573	3	2:35.600	4	2:30.070	5	2:39.508	6	2:50.122	7	2:47.535	8	2:48.128
9	2:46.070	10	2:41.929	11	2:34.358	pit	3:09.488								


181 Alfter, Frank / DEU / Porsche Cayman S															
1	2:55.548	2	2:40.359	3	2:42.019	4	2:53.960	5	2:56.812	6	3:12.798	7	3:09.589	8	3:10.602
9	3:11.942	10	3:03.015	11	3:05.383										



Datenservice und Zeitnahme:
wige SOLUTIONS GmbH & Co.KG, Meckenheim

Page 1

printed : 16.6.2024 - 15:48



Porsche Sports Cup Nürburgring

15. - 16. Juni 2024

Nürburgring / GP-Kurs, Länge 5137 m

Porsche Drivers Competition

Einzelrundenzeiten Wertungslauf

PORSCHE

20 JAHRE
SPORTS CUP
DEUTSCHLAND

DMSB Reg.Nr. R14211/24

204 Vogel, Yaisa / DEU / Porsche 982 GT4															
1	3:15.469	2	2:45.320	3	2:41.010	4	2:40.748	5	2:46.571	6	2:53.524	7	2:54.152	8	2:49.291
9	2:48.312	10	2:53.145	11	2:44.551										

218 Wedemeyer, Henning / DEU / Porsche 911 Carrera GTS (992)															
1	2:35.405	2	2:24.570	3	2:22.924	4	2:23.460	5	2:23.532	6	2:29.939	7	2:37.402	8	2:39.978
9	2:37.899	10	2:31.831	11	2:28.940	12	2:27.856	13	2:25.992						

267 Meier, Thomas / DEU / Porsche Cayman GT4															
1	3:10.759	2	2:31.613	3	2:36.077	4	2:27.263	5	2:33.947	6	2:53.999	7	2:49.550	8	2:48.651
9	2:43.724	10	2:37.945	11	2:34.649	pit	3:20.564								

297 Merget, Tanja / DEU / Porsche 991 Carrera T															
1	3:01.591	2	2:38.656	3	2:39.122	4	2:36.812	5	2:39.176	6	2:52.341	7	2:53.486	8	2:56.319
9	2:49.775	10	2:49.528	11	2:46.214										



Datenservice und Zeitnahme:
wige SOLUTIONS GmbH & Co.KG, Meckenheim

Page 2

printed : 16.6.2024 - 15:48



Porsche Sports Cup Nürburgring

15. - 16. Juni 2024

Nürburgring / GP-Kurs, Länge 5137 m

Porsche Drivers Competition

Sektorenzeiten Wertungslauf

PORSCHE

20 JAHRE SPORTS CUP DEUTSCHLAND

DMSB Reg.Nr. R14211/24

Rd.	Zeit	S1	V1	S2	V2	S3	V3	Vmax	Rd.	Zeit	S1	V1	S2	V2	S3	V3	Vmax
17 Christian Zando , Porsche 911 GT3RS (992) / DEU									Theoretische Bestzeit 2:21.993								
1	2:37.646	1:19.609	84	54.357					7	2:49.815	1:19.167	72	1:03.358				
2	2:24.367	1:08.575	94	52.517					8	2:44.901	1:17.172	76	1:01.331				
3	2:22.344	1:07.283	94	52.316					9	2:40.779	1:16.011	79	58.702				
4	2:24.030	1:07.483	83	53.454					10	2:43.423	1:15.898	81	1:01.424				
5	2:22.952	1:06.932	95	52.489					11	3:05.637	1:20.856	68	1:04.999				
6	2:39.918	1:13.057	75	59.493													

27 Andreas Würth , Porsche 991.2 turbo S / DEU									Theoretische Bestzeit 2:26.213								
1	3:19.704	1:43.172	62	1:05.578					7	2:43.399	1:16.722	72	1:00.660				
2	2:34.720	1:14.048	90	56.273					8	2:40.436	1:15.419	74	1:00.092				
3	2:37.547	1:13.754	76	58.609					9	2:39.231	1:15.827	80	58.604				
4	2:27.962	1:07.710	77	56.728					10	2:35.892	1:13.323	78	57.641				
5	2:39.670	1:13.585	72	1:00.456					11	2:32.711	1:11.109	74	57.275				
6	2:49.774	1:17.953	63	1:04.720					12	2:29.418	1:10.102	86	54.979				

47 Stefan Dick , Porsche Cayman S / DEU									Theoretische Bestzeit 3:06.381								
1	3:36.700	1:54.046	64	1:10.193					6	3:11.397	1:28.620	68	1:10.140				
2	3:11.341	1:26.997	66	1:10.687					7	3:11.262	1:26.841	66	1:11.138				
3	3:11.321	1:26.068	68	1:11.421					8	3:11.294	1:25.491	63	1:11.048				
4	3:11.245	1:27.538	64	1:10.002					9	3:11.352	1:24.976	64	1:11.511				
5	3:15.860	1:28.734	66	1:12.939					10	3:11.365	1:23.918	68	1:12.481				

50 Marie Maringer , Porsche 991 GT3 / DEU									Theoretische Bestzeit 2:38.120								
1	3:09.617	1:39.230	64	1:04.559					7	2:58.805	1:23.502	66	1:07.034				
2	2:41.730	1:15.857	71	1:00.175					8	2:51.487	1:20.140	69	1:04.736				
3	2:39.825	1:14.380	72	1:00.096					9	2:51.100	1:19.539	69	1:04.823				
4	2:39.796	1:13.424	74	59.347					10	2:52.942	1:20.989	68	1:05.546				
5	2:41.616	1:14.063	69	1:01.186					11	2:52.944	1:22.331	72	1:03.345				
6	2:59.050	1:23.069	62	1:07.436													

52 Johann Ernst , Porsche 996 GT 3 MK 2 / DEU									Theoretische Bestzeit 2:44.639								
1	3:21.342	1:37.730	63	1:09.699					7	2:57.930	1:23.843	67	1:05.373				
2	2:57.207	1:24.630	65	1:04.249					8	2:53.265	1:21.231	70	1:03.542				
3	2:48.835	1:19.043	70	1:02.058					9	2:50.217	1:20.426	70	1:02.479				
4	2:48.139	1:19.061	72	1:01.786					10	2:47.481	1:19.183	69	1:00.881				
5	2:55.815	1:21.368	69	1:05.609					11	2:44.929	1:16.466	71	1:01.093				
6	3:00.803	1:25.295	66	1:06.151													


64 Klaus Bloch , Porsche Cayman S / DEU									Theoretische Bestzeit 2:37.500								
1	3:13.413	1:39.029	64	1:07.977					7	2:51.650	1:20.515	71	1:03.071				
2	2:38.641	1:14.258	72	58.428					8	2:51.286	1:21.473	64	1:02.731				
3	2:40.074	1:14.877	72	59.382					9	2:45.725	1:17.889	73	1:00.682				
4	2:39.460	1:13.257	76	59.006					10	2:48.430	1:18.960	73	1:00.840				
5	2:43.385	1:15.740	69	1:00.492					11	2:46.434	1:17.565	68	1:00.919				
6	2:57.203	1:21.867	62	1:06.792													



Datenservice und Zeitnahme:
wige SOLUTIONS GmbH & Co.KG, Meckenheim

Page 1

printed : 16.6.2024 - 15:48



Porsche Sports Cup Nürburgring

15. - 16. Juni 2024

Nürburgring / GP-Kurs, Länge 5137 m

Porsche Drivers Competition

Sektorenzeiten Wertungslauf

PORSCHE

20 JAHRE
SPORTS CUP
DEUTSCHLAND

DMSB Reg.Nr. R14211/24

Rd.	Zeit	S1	V1	S2	V2	S3	V3	Vmax	Rd.	Zeit	S1	V1	S2	V2	S3	V3	Vmax
67 Peter Fuck , Porsche Cayman GTS / DEU									Theoretische Bestzeit 2:38.355								
1	3:25.191	1:49.470	67	1:06.448					7	2:54.144	1:21.114	68	1:04.618				
2	2:40.140	1:14.667	77	58.623					8	2:49.816	1:19.946	73	1:01.910				
3	2:40.249	1:15.621	71	58.148					9	2:47.575	1:17.449	71	1:02.295				
4	2:42.273	1:16.239	73	1:00.436					10	2:50.563	1:20.039	63	1:03.851				
5	2:41.843	1:14.683	77	59.907					11	2:38.902	1:14.609	84	58.564				
6	2:53.853	1:20.527	62	1:05.163													

73 Andreas Friedrich , Porsche Cayman GT4 / DEU									Theoretische Bestzeit 2:28.533								
1	2:42.401	1:20.472	78	57.473					7	2:41.592	1:16.318	80	59.232				
2	2:29.446	1:10.489	90	54.628					8	2:41.489	1:15.560	81	59.142				
3	2:29.097	1:09.576	90	54.966					9	2:38.278	1:14.857	84	57.320				
4	2:30.397	1:10.048	89	55.458					10	2:38.116	1:13.716	88	56.856				
5	2:29.337	1:09.686	90	55.272					11	2:34.283	1:12.421	86	56.000				
6	2:38.475	1:14.250	68	58.569					12	2:33.947	1:12.627	90	55.107				

106 Christina Siemes , 911 Carrera 4S (992) / DEU									Theoretische Bestzeit 2:38.958								
1	3:21.092	1:48.441	66	1:03.368					7	2:54.413	1:22.355	63	1:03.894				
2	2:43.735	1:16.533	77	1:00.325					8	2:50.978	1:19.870	66	1:03.478				
3	2:39.627	1:14.777	77	58.717					9	2:44.795	1:17.872	72	1:00.573				
4	2:46.283	1:16.615	76	1:03.235					10	2:42.935	1:16.728	71	1:00.743				
5	2:49.640	1:19.250	60	1:03.068					11	2:44.492	1:15.841	77	1:02.101				
6	3:00.715	1:23.860	64	1:06.398													

149 Tanja Kraus , Porsche GT3 RS / DEU									Theoretische Bestzeit 2:29.429								
1	3:17.245	1:47.875	89	1:01.075					7	2:47.535	1:19.358	78	1:01.737				
2	2:36.573	1:15.080	93	56.252					8	2:48.128	1:18.595	78	1:02.557				
3	2:35.600	1:13.387	83	58.005					9	2:46.070	1:17.736	82	1:02.037				
4	2:30.070	1:09.377	83	56.893					10	2:41.929	1:15.955	85	1:00.007				
5	2:39.508	1:13.134	79	59.998					11	2:34.358	1:11.901	91	57.700				
6	2:50.122	1:17.269	69	1:04.802					12	3:09.488	1:21.419	66	1:07.969				

181 Frank Alfter , Porsche Cayman S / DEU									Theoretische Bestzeit 2:39.938								
1	2:55.548	1:26.974	71	1:01.580					7	3:09.589	1:27.857	62	1:10.178				
2	2:40.359	1:13.238	73	1:00.157					8	3:10.602	1:26.704	61	1:10.208				
3	2:42.019	1:14.046	74	1:01.430					9	3:11.942	1:29.724	55	1:11.872				
4	2:53.960	1:19.553	66	1:05.696					10	3:03.015	1:22.364	68	1:06.064				
5	2:56.812	1:20.453	62	1:06.203					11	3:05.383	1:26.549	62	1:08.903				
6	3:12.798	1:27.336	51	1:12.337													

204 Yaisa Vogel , Porsche 982 GT4 / DEU									Theoretische Bestzeit 2:40.138								
1	3:15.469	1:40.643	66	1:07.253					7	2:54.152	1:21.109	71	1:04.804				
2	2:45.320	1:18.663	77	1:00.426					8	2:49.291	1:19.932	74	1:02.186				
3	2:41.010	1:14.721	76	1:00.291					9	2:48.312	1:18.036	75	1:02.567				
4	2:40.748	1:14.894	78	59.662					10	2:53.145	1:20.039	67	1:05.617				
5	2:46.571	1:17.304	81	1:01.364					11	2:44.551	1:18.703	80	59.419				
6	2:53.524	1:20.177	65	1:05.257													



Datenservice und Zeitnahme:
wige SOLUTIONS GmbH & Co.KG, Meckenheim

Page 2

printed : 16.6.2024 - 15:48



Porsche Sports Cup Nürburgring

15. - 16. Juni 2024

Nürburgring / GP-Kurs, Länge 5137 m

Porsche Drivers Competition

Sektorenzeiten Wertungslauf

PORSCHE

20 JAHRE
SPORTS CUP
DEUTSCHLAND

DMSB Reg.Nr. R14211/24

Rd.	Zeit	S1	V1	S2	V2	S3	V3	Vmax	Rd.	Zeit	S1	V1	S2	V2	S3	V3	Vmax
218 Henning Wedemeyer , Porsche 911 Carrera GTS (992) / DEU									Theoretische Bestzeit 2:22.047								
1	2:35.405	1:17.995	78	54.553					8	2:39.978	1:15.311	81	58.514				
2	2:24.570	1:08.439	90	53.572					9	2:37.899	1:13.769	79	57.397				
3	2:22.924	1:06.996	93	53.090					10	2:31.831	1:12.453	86	55.721				
4	2:23.460	1:06.609	89	53.611					11	2:28.940	1:11.460	94	54.196				
5	2:23.532	1:07.592	93	52.879					12	2:27.856	1:09.225	84	55.625				
6	2:29.939	1:09.135	84	56.253					13	2:25.992	1:09.223	91	53.795				
7	2:37.402	1:13.489	84	57.026													
267 Thomas Meier , Porsche Cayman GT4 / DEU									Theoretische Bestzeit 2:27.253								
1	3:10.759	1:38.313	62	1:06.466					7	2:49.550	1:20.570	73	1:01.776				
2	2:31.613	1:12.316	88	55.006					8	2:48.651	1:19.737	74	1:01.611				
3	2:36.077	1:10.133	88	59.371					9	2:43.724	1:18.518	80	59.235				
4	2:27.263	1:08.847	89	54.115					10	2:37.945	1:15.489	86	57.258				
5	2:33.947	1:09.962	87	57.464					11	2:34.649	1:11.991	90	56.550				
6	2:53.999	1:20.344	64	1:04.819					12	3:20.564	1:18.777	54	1:12.223				
297 Tanja Merget , Porsche 991 Carrera T / DEU									Theoretische Bestzeit 2:35.140								
1	3:01.591	1:34.115	73	1:00.979					7	2:53.486	1:21.676	70	1:03.984				
2	2:38.656	1:14.331	80	58.425					8	2:56.319	1:23.447	69	1:05.002				
3	2:39.122	1:13.037	77	59.472					9	2:49.775	1:19.844	77	1:02.766				
4	2:36.812	1:14.660	80	57.041					10	2:49.528	1:20.840	77	1:02.016				
5	2:39.176	1:12.988	79	1:00.191					11	2:46.214	1:18.320	72	1:00.957				
6	2:52.341	1:19.667	71	1:05.065													



Datenservice und Zeitnahme:
wige SOLUTIONS GmbH & Co.KG, Meckenheim

Page 3

printed : 16.6.2024 - 15:48



Porsche Sports Cup Nürburgring

15. - 16. Juni 2024

Nürburgring / GP-Kurs, Länge 5137 m

Porsche Drivers Competition

Persönliche Bestwerte Wertungslauf

PORSCHE

20 JAHRE
SPORTS CUP
DEUTSCHLAND

DMSB Reg.Nr. R14211/24

Sector 1				Sector 2		Sector 3		theoretische Bestzeit						
Pos.	No	Name	Zeit	No	Name	Zeit	No	Name	theoretische	Best	Pos			
1	218	Wedemeyer H.	1:06.609	17	Zando C.	52.316	218	Wedemeyer H.	22.559	17	Zando C.	2:21.993	2:22.344	1
2	17	Zando C.	1:06.932	218	Wedemeyer H.	52.879	17	Zando C.	22.745	218	Wedemeyer H.	2:22.047	2:22.924	2
3	27	Würth A.	1:07.710	267	Meier T.	54.115	27	Würth A.	23.524	27	Würth A.	2:26.213	2:27.962	4
4	267	Meier T.	1:08.847	73	Friedrich A.	54.628	149	Kraus T.	23.800	267	Meier T.	2:27.253	2:27.263	3
5	149	Kraus T.	1:09.377	27	Würth A.	54.979	267	Meier T.	24.291	73	Friedrich A.	2:28.533	2:29.097	5
6	73	Friedrich A.	1:09.576	149	Kraus T.	56.252	73	Friedrich A.	24.329	149	Kraus T.	2:29.429	2:30.070	6
7	297	Merget T.	1:12.988	297	Merget T.	57.041	297	Merget T.	25.111	297	Merget T.	2:35.140	2:36.812	7
8	181	Alfter F.	1:13.238	67	Fuck P.	58.148	50	Maringer M.	25.349	64	Bloch K.	2:37.500	2:38.641	8
9	64	Bloch K.	1:13.257	64	Bloch K.	58.428	106	Siemes C.	25.464	50	Maringer M.	2:38.120	2:39.796	11
10	50	Maringer M.	1:13.424	106	Siemes C.	58.717	67	Fuck P.	25.598	67	Fuck P.	2:38.355	2:38.902	9
11	67	Fuck P.	1:14.609	50	Maringer M.	59.347	64	Bloch K.	25.815	106	Siemes C.	2:38.958	2:39.627	10
12	204	Vogel Y.	1:14.721	204	Vogel Y.	59.419	204	Vogel Y.	25.998	181	Alfter F.	2:39.938	2:40.359	12
13	106	Siemes C.	1:14.777	181	Alfter F.	1:00.157	181	Alfter F.	26.543	204	Vogel Y.	2:40.138	2:40.748	13
14	52	Ernst J.	1:16.466	52	Ernst J.	1:00.881	52	Ernst J.	27.292	52	Ernst J.	2:44.639	2:44.929	14
15	47	Dick S.	1:23.918	47	Dick S.	1:10.002	47	Dick S.	32.461	47	Dick S.	3:06.381	3:11.245	15



Datenservice und Zeitnahme:
wige SOLUTIONS GmbH & Co.KG, Meckenheim

Page 1

printed : 16.6.2024 - 15:49

