

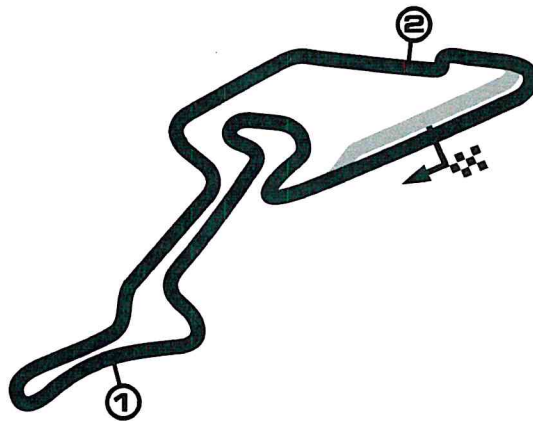
# PORSCHE

---

20 JAHRE  
SPORTS CUP  
DEUTSCHLAND

## Porsche Sports Cup Nürburgring

### Porsche Endurance Challenge Rennen



**Nürburgring / GP-Kurs 5137 mtr.**

15. - 16. Juni 2024

**wige**



KESSLER

VELTINS

DMSB

# Porsche Sports Cup Nürburgring

15. - 16. Juni 2024

Nürburgring / GP-Kurs, Länge 5137 m

## Porsche Endurance Challenge

### Ergebnis Rennen

Gestartet : 22

Gewertet : 21

nicht gewertet : 1

# PORSCHE

## 20 JAHRE SPORTS CUP DEUTSCHLAND

DMSB Reg.Nr. R14211/24

Pl.	Nr.	Kl.	Bewerber Fahrer, Ort	Fahrzeug Porsche Club Nr.:	Rd.	Zeit Rückstand	Schnitt Abstand	Schnellste Runde	km/h
1	69	2d	FORCH RACING BY ATLAS WARD Górecki Mariusz, Olawa (POL) Magdziarz Tomasz, Poznan (POL)	911 GT3 Cup (992)	27	1:02:35.483	132.957	2:02.176 Rd.11	151.365
2	182	2d	van Berlo Marcel, Schijndel (NED) van Helden Bart, Schijndel (NED)	911 GT3 Cup (992)	27	1:02:50.418 14.935	132.430 14.935	2:03.236 Rd.9	150.063
3	55	2d	Porsche Zentrum Mannheim Motorsport Bartels Marc, Bad Homburg (DEU) Fittje Jannes, Langenhain (DEU)	911 GT3 Cup (992)	27	1:02:52.425 16.942	132.360 02.007	2:01.137 Rd.11	152.664
4	77	2d	[a-workx] Motorsport Team RaceData Franco Luis, München (DEU) Kaibach Sandro, Bad Waldsee (DEU)	911 GT3 Cup (992)	27	1:02:55.586 20.103	132.249 03.161	2:04.125 Rd.6	148.989
5	24	2d	FORCH RACING BY ATLAS WARD Perel Michal, Slupsk (POL) Kret Karol, Terespol (POL)	911 GT3 Cup (992)	27	1:02:55.711 20.228	132.244 00.125	2:02.072 Rd.12	151.494
6	56	2d	Team Laptime-Performance Vateva Alexandra, Sofia (BUL) Lefterov Pavel, Sofia (BUL)	911 GT3 Cup (992)	27	1:03:43.692 1:08.209	130.585 47.981	2:04.130 Rd.11	148.983
7	79	2d	FORCH RACING BY ATLAS WARD Szymanski Janusz, Poznan (POL) Arrow Daan, Amsterdam (NED)	911 GT3 Cup (992)	27	1:03:56.299 1:20.816	130.156 12.607	2:04.576 Rd.3	148.449
8	11	2d	SEEBACH Motorsport Caroli Steve, Annaberg-Buchholz (DEU) Schraml Dominik, Altenstadt (DEU)	911 GT3 Cup (992)	27	1:04:30.377 1:54.894	129.010 34.078	2:01.474 Rd.11	152.240
9	33	2d	Rehkopf Stefan, Bovenden (DEU)	911 GT3 R (992)	26	1:03:05.534 1 Runde	127.016 1 Runde	2:01.493 Rd.11	152.216
10	87	2d	Plusline Racing Team Rödiger Helmut, Hamburg (DEU) Bernsteiner Georg, Euskirchen (DEU)	911 GT3 Cup (992)	26	1:03:11.989 1 Runde	126.800 06.455	2:06.602 Rd.3	146.074
11	29	1c	SEEBACH Motorsport Seebach Marco, Rosbach vor der Höhe (DEU) Kilb Jochen, Kelkheim (DEU)	Cayman GT4 RS Clubsport (982)	26	1:03:16.938 1 Runde	126.634 04.949	2:06.029 Rd.11	146.738
12	110	1c	East Racing Motorsport Schubert Paul-Henry, Münsterdorf (DEU)	Cayman GT4 RS Clubsport (982)	26	1:03:21.214 1 Runde	126.492 04.276	2:06.597 Rd.4	146.079
13	222	1c	Müller Desiree, Walldorf (DEU) Fico Giuseppe, Ibbenbüren (DEU)	Cayman GT4 RS Clubsport (982)	26	1:04:00.447 1 Runde	125.200 39.233	2:09.339 Rd.11	142.982
14	97	1c	FORCH RACING BY ATLAS WARD Grycz Arkadiusz, Sroda Slaska (POL) Karwan Wojciech, Wroclaw (POL)	Cayman GT4 RS Clubsport (982)	26	1:04:03.392 1 Runde	125.104 02.945	2:07.164 Rd.11	145.428
15	101	1b	SRS Team Sorg Rennsport Sander Michael, Bielefeld (DEU) Neuser Tim, Kempenich (DEU)	Cayman GT4 Clubsport (982)	26	1:04:45.570 1 Runde	123.746 42.178	2:09.552 Rd.11	142.747

SCHNELLSTE RUNDE: 55 Bartels/Fittje Jannes 2:01.137 = 152.664 km/h



Datenservice und Zeitnahme:  
wige SOLUTIONS GmbH & Co.KG, Meckenheim

Page 1

printed : 16.6.2024 - 17:31



# Porsche Sports Cup Nürburgring

15. - 16. Juni 2024

Nürburgring / GP-Kurs, Länge 5137 m

## Porsche Endurance Challenge

### Ergebnis Rennen

Gestartet : 22

Gewertet : 21

nicht gewertet : 1

# PORSCHE

20 JAHRE  
SPORTS CUP  
DEUTSCHLAND

DMSB Reg.Nr. R14211/24

Pl.	Nr.	Kl.	Bewerber Fahrer, Ort	Fahrzeug Porsche Club Nr.:	Rd.	Zeit Rückstand	Schnitt Abstand	Schnellste Runde	km/h
16	127	1b	SRS Team Sorg Rennsport Krombach Christoph, Aßlar (DEU) Mayrl Andras, Herrenberg (DEU)	Cayman GT4 Clubsport MR(982)	26	1:04:58.746 1 Runde	123.328 13.176	2:12.296 Rd.11	139.787
17	109	1b	East-Racing Motorsport Schubert Lothar, Münsterdorf (DEU)	Cayman GT4 Clubsport MR(982)	26	1:04:59.798 1 Runde	123.294 01.052	2:09.859 Rd.11	142.410
18	96	1b	Nick Jan, Frankfurt am Main (DEU) Lungstrass Markus, Burscheid (DEU)	Cayman GT4 Clubsport (982)	25	1:02:51.554 2 Runden	122.583 1 Runde	2:11.261 Rd.11	140.889
19	134	2c	Kraus Wolfgang, Leonberg (DEU) Schafplitz Andreas, München (DEU)	911 GT3 Cup (991 Gen.II.)	25	1:04:34.273 2 Runden	119.333 1:42.719	2:05.490 Rd.10	147.368
20	92	1c	SEEBACH Motorsport Halusa Marc, Bad Dürrenberg (DEU) Schauerte Philip, Eslohe (DEU)	Cayman GT4 RS Clubsport (982)	24	1:03:37.074 3 Runden	116.277 1 Runde	2:07.420 Rd.11	145.136
21	35	1b	W&S Motorsport Schneider Ralf, Wannweil (DEU) Schneider Alejandra, Wannweil (DEU)	Cayman GT4 Clubsport (982)	24	1:04:48.455 3 Runden	114.142 1:11.381	2:15.910 Rd.5	136.069
<b>NICHT GEWERTET - DNC</b>									
	224	1b	Plusline Racing Team Lorbeer Marc, Berlin (DEU) Schneider Patrick, Boxberg (DEU)	Cayman GT4 Clubsport (982)	11	32:09.679 16 Runden	105.419	2:12.551 Rd.10	139.518

SCHNELLSTE RUNDE: 55 Bartels/Fittje Jannes 2:01.137 = 152.664 km/h

**Vorbehaltlich der technischen Überprüfung !**

# 33, 96 +5sec. / # 127 +10sec. Strafzeit - Pitstop zu kurz -

Aushangzeit:

- Rennleiter:

- Zeitnahme:



Datenservice und Zeitnahme:  
wige SOLUTIONS GmbH & Co.KG, Meckenheim

Page 2

printed : 16.6.2024 - 17:31





# Porsche Sports Cup Nürburgring

15. - 16. Juni 2024

Nürburgring / GP-Kurs, Länge 5137 m

## Porsche Endurance Challenge

### Klassen - Ergebnis Rennen

Gestartet : 22

Gewertet : 21

nicht gewertet : 1

# PORSCHE

## 20 JAHRE SPORTS CUP DEUTSCHLAND

**DMSB** Reg.Nr. R14211/24

Pl.	Nr.	Kl.	Bewerber Fahrer, Ort	Fahrzeug Porsche Club Nr.:	Rd.	Zeit Rückstand	Schnitt Abstand	Schnellste Runde	km/h
<b>KI.1b</b>									
1	101	1b	SRS Team Sorg Rennsport Sander Michael, Bielefeld (DEU) Neuser Tim, Kempenich (DEU)	Cayman GT4 Clubsport (982)	26	1:04:45.570 1 Runde	123.746 42.178	2:09.552 Rd.11	142.747
2	127	1b	SRS Team Sorg Rennsport Krombach Christoph, Aßlar (DEU) Mayrl Andras, Herrenberg (DEU)	Cayman GT4 Clubsport MR(982)	26	1:04:58.746 1 Runde	123.328 13.176	2:12.296 Rd.11	139.787
3	109	1b	East-Racing Motorsport Schubert Lothar, Münsterdorf (DEU)	Cayman GT4 Clubsport MR(982)	26	1:04:59.798 1 Runde	123.294 01.052	2:09.859 Rd.11	142.410
4	96	1b	Nick Jan, Frankfurt am Main (DEU) Lungstrass Markus, Burscheid (DEU)	Cayman GT4 Clubsport (982)	25	1:02:51.554 2 Runden	122.583 1 Runde	2:11.261 Rd.11	140.889
5	35	1b	W&S Motorsport Schneider Ralf, Wannweil (DEU) Schneider Alejandra, Wannweil (DEU)	Cayman GT4 Clubsport (982)	24	1:04:48.455 3 Runden	114.142 1:11.381	2:15.910 Rd.5	136.069
<b>NICHT GEWERTET - DNC</b>									
	224	1b	Plusline Racing Team Lorbeer Marc, Berlin (DEU) Schneider Patrick, Boxberg (DEU)	Cayman GT4 Clubsport (982)	11	32:09.679 16 Runden	105.419	2:12.551 Rd.10	139.518
<b>SCHNELLSTE RUNDE : 101 Sander/Neuser Tim 2:09.552 = 142.747 km/h</b>									
<b>KI.1c</b>									
1	29	1c	SEEBACH Motorsport Seebach Marco, Rosbach vor der Höhe Kilb Jochen, Kelkheim (DEU)	Cayman GT4 RS Clubsport (982)	26	1:03:16.938 1 Runde	126.634 04.949	2:06.029 Rd.11	146.738
2	110	1c	East Racing Motorsport Schubert Paul-Henry, Münsterdorf (DEU)	Cayman GT4 RS Clubsport (982)	26	1:03:21.214 1 Runde	126.492 04.276	2:06.597 Rd.4	146.079
3	222	1c	Müller Desiree, Walldorf (DEU) Fico Giuseppe, Ibbenbüren (DEU)	Cayman GT4 RS Clubsport (982)	26	1:04:00.447 1 Runde	125.200 39.233	2:09.339 Rd.11	142.982
4	97	1c	FORCH RACING BY ATLAS WARD Grycz Arkadiusz, Sroda Slaska (POL) Karwan Wojciech, Wroclaw (POL)	Cayman GT4 RS Clubsport (982)	26	1:04:03.392 1 Runde	125.104 02.945	2:07.164 Rd.11	145.428
5	92	1c	SEEBACH Motorsport Halusa Marc, Bad Dürrenberg (DEU) Schauerte Philip, Eslohe (DEU)	Cayman GT4 RS Clubsport (982)	24	1:03:37.074 3 Runden	116.277 1 Runde	2:07.420 Rd.11	145.136
<b>SCHNELLSTE RUNDE : 29 Seebach/Kilb Jochen 2:06.029 = 146.738 km/h</b>									
<b>KI.2c</b>									
1	134	2c	Kraus Wolfgang, Leonberg (DEU) Schafplitz Andreas, München (DEU)	911 GT3 Cup (991 Gen.II.)	25	1:04:34.273 2 Runden	119.333 1:42.719	2:05.490 Rd.10	147.368
<b>SCHNELLSTE RUNDE : 134 Kraus/Schafplitz Andreas 2:05.490 = 147.368 km/h</b>									
<b>KI.2d</b>									
1	69	2d	FORCH RACING BY ATLAS WARD Górecki Mariusz, Olawa (POL) Magdziarz Tomasz, Poznan (POL)	911 GT3 Cup (992)	27	1:02:35.483	132.957	2:02.176 Rd.11	151.365



Datenservice und Zeitnahme:  
wige SOLUTIONS GmbH & Co.KG, Meckenheim

Page 1

printed : 16.6.2024 - 17:32





# Porsche Sports Cup Nürburgring

15. - 16. Juni 2024

Nürburgring / GP-Kurs, Länge 5137 m

## Porsche Endurance Challenge

### Klassen - Ergebnis Rennen

# PORSCHE

## 20 JAHRE SPORTS CUP DEUTSCHLAND

DMSB Reg.Nr. R14211/24

Gestartet : 22      Gewertet : 21      nicht gewertet : 1

Pl.	Nr.	Kl.	Bewerber Fahrer, Ort	Fahrzeug Porsche Club Nr.:	Rd.	Zeit Rückstand	Schnitt Abstand	Schnellste Runde	km/h
2	182	2d	van Berlo Marcel, Schijndel (NED) van Helden Bart, Schijndel (NED)	911 GT3 Cup (992)	27	1:02:50.418 14.935	132.430 14.935	2:03.236 Rd.9	150.063
3	55	2d	Porsche Zentrum Mannheim Motorsport Bartels Marc, Bad Homburg (DEU) Fittje Jannes, Langenhain (DEU)	911 GT3 Cup (992)	27	1:02:52.425 16.942	132.360 02.007	2:01.137 Rd.11	152.664
4	77	2d	[a-workx] Motorsport Team RaceData Franco Luis, München (DEU) Kaibach Sandro, Bad Waldsee (DEU)	911 GT3 Cup (992)	27	1:02:55.586 20.103	132.249 03.161	2:04.125 Rd.6	148.989
5	24	2d	FORCH RACING BY ATLAS WARD Perel Michal, Slupsk (POL) Kret Karol, Tereszpól (POL)	911 GT3 Cup (992)	27	1:02:55.711 20.228	132.244 00.125	2:02.072 Rd.12	151.494
6	56	2d	Team Laptime-Performance Vateva Alexandra, Sofia (BUL) Lefterov Pavel, Sofia (BUL)	911 GT3 Cup (992)	27	1:03:43.692 1:08.209	130.585 47.981	2:04.130 Rd.11	148.983
7	79	2d	FORCH RACING BY ATLAS WARD Szymanski Janusz, Poznan (POL) Arrow Daan, Amsterdam (NED)	911 GT3 Cup (992)	27	1:03:56.299 1:20.816	130.156 12.607	2:04.576 Rd.3	148.449
8	11	2d	SEEBACH Motorsport Caroli Steve, Annaberg-Buchholz (DEU) Schraml Dominik, Altenstadt (DEU)	911 GT3 Cup (992)	27	1:04:30.377 1:54.894	129.010 34.078	2:01.474 Rd.11	152.240
9	33	2d	Rehkopf Stefan, Bovenden (DEU)	911 GT3 R (992)	26	1:03:05.534 1 Runde	127.016 1 Runde	2:01.493 Rd.11	152.216
10	87	2d	Plusline Racing Team Rödig Helmut, Hamburg (DEU) Bernsteiner Georg, Euskirchen (DEU)	911 GT3 Cup (992)	26	1:03:11.989 1 Runde	126.800 06.455	2:06.602 Rd.3	146.074

SCHNELLSTE RUNDE : 55 Bartels/Fittje Jannes 2:01.137 = 152.664 km/h

Vorbehaltlich der technischen Überprüfung !

# 33, 96 +5sec. / # 127 +10sec. Strafzeit - Pitstop zu kurz -

Aushangzeit:

- Rennleiter:

- Zeitnahme:



Datenservice und Zeitnahme:  
wige SOLUTIONS GmbH & Co.KG, Meckenheim

Page 2

printed : 16.6.2024 - 17:32



# Porsche Sports Cup Nürburgring

15. - 16. Juni 2024

Nürburgring / GP-Kurs, Länge 5137 m

## Porsche Endurance Challenge

### Einzelrundenzeiten Rennen

# PORSCHE

## 20 JAHRE SPORTS CUP DEUTSCHLAND

DMSB Reg.Nr. R14211/24

11 Caroli / Schraml / 911 GT3 Cup (992)															
1	2:12.672	2	2:03.248	3	2:01.960	4	2:01.972	5	2:02.510	6	2:01.846	7	2:01.804	8	2:01.927
9	2:02.454	10	2:02.300	11	<b>2:01.474</b>	12	2:02.902	13	2:01.697	pit	3:02.963	15	3:49.220	16	2:26.923
17	3:00.970	18	3:05.957	pit	2:48.212	20	3:29.917	21	2:19.175	22	2:17.649	23	2:18.307	24	2:17.971
25	2:18.080	26	2:18.304	27	2:17.963										

24 Perel / Kret / 911 GT3 Cup (992)															
1	2:14.555	2	2:06.498	3	2:04.465	4	2:04.893	5	2:03.142	6	2:02.815	7	2:03.300	8	2:03.341
9	2:03.505	10	2:02.287	11	2:02.579	12	<b>2:02.072</b>	pit	2:10.214	14	3:43.269	15	2:15.497	16	2:51.228
pit	3:07.137	18	3:34.386	19	2:18.201	20	2:16.028	21	2:15.658	22	2:15.080	23	2:15.825	24	2:15.745
25	2:15.017	26	2:14.536	27	2:14.438										

29 Seebach / Kilb / Cayman GT4 RS Clubsport (982)															
1	2:18.891	2	2:07.440	3	2:06.280	4	2:06.480	5	2:06.952	6	2:06.464	7	2:06.688	8	2:06.491
9	2:06.975	10	2:06.457	11	<b>2:06.029</b>	12	2:06.560	13	2:07.872	pit	2:16.406	15	3:46.726	16	2:16.170
17	3:01.185	18	2:57.080	19	2:35.950	pit	2:43.918	21	4:02.395	22	2:25.496	23	2:23.405	24	2:26.548
25	2:20.727	26	2:21.353												

33 Rehkopf / 911 GT3 R (992)															
1	2:13.343	2	2:04.970	3	2:02.570	4	2:02.224	5	2:03.058	6	2:02.770	7	2:02.255	8	2:02.321
9	2:02.317	10	2:01.850	11	<b>2:01.493</b>	12	2:01.913	13	2:02.079	pit	2:59.868	15	3:41.448	16	2:32.582
17	3:00.708	18	2:55.020	19	2:35.530	20	2:35.660	21	2:35.522	22	2:35.906	23	2:50.997	24	2:38.505
25	2:37.272	26	2:38.353												

35 Schneider / Schneider / Cayman GT4 Clubsport (982)															
1	2:29.246	2	2:17.393	3	2:17.014	4	2:18.040	5	<b>2:15.910</b>	6	2:16.406	7	2:16.216	8	2:17.891
9	2:18.474	10	2:16.607	11	2:18.611	pit	2:24.379	13	4:27.233	14	2:43.946	15	2:56.092	16	2:55.159
pit	3:13.430	18	4:15.242	19	2:44.719	20	2:46.918	21	2:44.361	22	2:43.762	23	2:44.039	24	2:47.367

55 Bartels / Fittje / 911 GT3 Cup (992)															
1	2:08.351	2	2:02.686	3	2:01.710	4	2:01.818	5	2:01.791	6	2:01.486	7	2:01.797	8	2:02.068
9	2:02.725	10	2:01.780	11	<b>2:01.137</b>	12	2:01.332	13	2:02.239	pit	3:09.666	15	3:37.225	16	2:38.559
17	3:00.178	pit	3:04.479	19	3:07.074	20	2:12.977	21	2:12.297	22	2:13.081	23	2:12.626	24	2:14.033
25	2:13.744	26	2:12.583	27	2:12.983										

56 Vateva / Lefterov / 911 GT3 Cup (992)															
1	2:16.116	2	2:05.969	3	2:04.628	4	2:05.265	5	2:05.242	6	2:06.347	7	2:05.821	8	2:06.705
9	2:05.209	10	2:04.155	11	<b>2:04.130</b>	pit	2:10.828	13	4:18.452	14	3:02.825	15	2:54.924	pit	2:32.657
17	3:14.641	18	2:20.688	19	2:13.886	20	2:13.072	21	2:13.388	22	2:12.740	23	2:12.876	24	2:12.776
25	2:13.042	26	2:13.399	27	2:13.911										

69 Górecki / Magdziarz / 911 GT3 Cup (992)															
1	2:12.567	2	2:06.842	3	2:04.178	4	2:03.133	5	2:03.420	6	2:02.689	7	2:02.952	8	2:03.118
9	2:03.249	10	2:03.208	11	<b>2:02.176</b>	12	2:03.513	pit	2:11.129	14	3:43.939	15	2:15.455	16	2:51.252
pit	3:06.368	18	3:14.402	19	2:17.191	20	2:14.157	21	2:14.162	22	2:15.542	23	2:15.183	24	2:16.685



Datenservice und Zeitnahme:  
wige SOLUTIONS GmbH & Co.KG, Meckenheim

Page 1

printed : 16.6.2024 - 17:32





# Porsche Sports Cup Nürburgring

15. - 16. Juni 2024

Nürburgring / GP-Kurs, Länge 5137 m

## Porsche Endurance Challenge

### Einzelrundenzeiten Rennen

# PORSCHE

## 20 JAHRE SPORTS CUP DEUTSCHLAND

DMSB Reg.Nr. R14211/24

25	2:16.165	26	2:16.181	27	2:16.627														
----	----------	----	----------	----	----------	--	--	--	--	--	--	--	--	--	--	--	--	--	--

77 Franco / Kaibach / 911 GT3 Cup (992)																			
1	2:15.812	2	2:05.823	3	2:04.674	4	2:05.259	5	2:05.465	6	<b>2:04.125</b>	7	2:04.555	8	2:04.691				
9	2:05.284	10	2:04.648	11	2:06.400	12	2:05.598	pit	2:13.407	14	3:41.165	15	2:10.158	16	2:38.073				
17	3:00.407	pit	3:04.814	19	3:11.518	20	2:13.473	21	2:13.046	22	2:12.233	23	2:12.218	24	2:12.824				
25	2:13.139	26	2:12.974	27	2:13.803														

79 Szymanski / Arrow / 911 GT3 Cup (992)																			
1	2:14.346	2	2:06.275	3	<b>2:04.576</b>	4	2:05.968	5	2:05.708	6	2:06.337	7	2:05.962	8	2:07.874				
9	2:06.379	10	2:05.573	11	2:04.894	pit	2:14.953	13	4:10.452	14	3:02.848	15	2:54.649	16	2:26.304				
pit	2:49.874	18	2:57.635	19	2:14.506	20	2:13.739	21	2:13.748	22	2:13.822	23	2:13.489	24	2:12.869				
25	2:14.229	26	2:14.404	27	2:14.886														

87 Rödiger / Bernsteiner / 911 GT3 Cup (992)																			
1	2:19.999	2	2:09.171	3	<b>2:06.602</b>	4	2:07.768	5	2:08.233	6	2:08.397	7	2:07.596	8	2:09.430				
9	2:09.361	10	2:08.981	11	2:07.093	12	2:08.965	pit	2:15.166	14	4:39.411	15	3:01.826	16	2:38.744				
pit	2:49.627	18	3:18.742	19	2:21.759	20	2:19.514	21	2:19.782	22	2:18.628	23	2:20.251	24	2:18.766				
25	2:18.735	26	2:19.442																

92 Halusa / Schauerte / Cayman GT4 RS Clubsport (982)																			
1	2:21.908	2	2:09.228	3	2:08.406	4	2:10.911	5	2:09.574	6	2:07.837	7	2:08.312	8	2:08.235				
9	2:08.313	10	2:08.024	11	<b>2:07.420</b>	pit	2:15.689	13	5:28.472	14	2:24.383	15	2:26.498	16	2:40.522				
17	2:56.905	18	2:53.262	pit	2:58.573	pit	4:52.923	21	3:11.808	22	2:36.964	23	2:31.628	24	2:31.279				

96 Nick / Lungstrass / Cayman GT4 Clubsport (982)																			
1	2:27.046	2	2:15.170	3	2:16.062	4	2:14.495	5	2:13.244	6	2:12.938	7	2:13.455	8	2:13.036				
9	2:12.544	10	2:11.358	11	<b>2:11.261</b>	pit	2:20.578	13	3:44.656	14	2:15.506	15	2:50.638	16	2:51.191				
pit	2:47.669	18	4:40.109	19	2:23.397	20	2:22.101	21	2:21.384	22	2:21.121	23	2:20.999	24	2:24.979				
25	2:21.617																		

97 Grycz / Karwan / Cayman GT4 RS Clubsport (982)																			
1	2:22.786	2	2:08.607	3	2:08.446	4	2:09.320	5	2:07.637	6	2:07.638	7	2:07.622	8	2:09.565				
9	2:08.305	10	2:07.550	11	<b>2:07.164</b>	pit	2:14.789	13	3:56.029	14	2:48.889	15	3:02.211	pit	2:39.357				
17	4:09.102	18	2:27.067	19	2:22.753	20	2:23.303	21	2:21.258	22	2:21.893	23	2:23.141	24	2:23.462				
25	2:22.291	26	2:23.207																

101 Sander / Neuser / Cayman GT4 Clubsport (982)																			
1	2:24.668	2	2:10.856	3	2:10.403	4	2:11.013	5	2:10.304	6	2:09.871	7	2:10.229	8	2:11.414				
9	2:11.784	10	2:10.267	11	<b>2:09.552</b>	pit	2:17.530	13	3:48.171	14	2:31.212	15	3:01.335	16	2:43.702				
17	2:37.943	18	2:37.790	19	2:36.213	20	2:36.016	21	2:35.073	22	2:37.955	23	2:36.801	24	2:37.818				
25	2:38.328	26	2:39.322																

109 Schubert / Cayman GT4 Clubsport MR(982)																			
1	2:25.136	2	2:11.752	3	2:10.620	4	2:12.737	5	2:13.391	6	2:12.127	7	2:11.140	8	2:12.456				
9	2:12.301	10	2:11.580	11	<b>2:09.859</b>	pit	2:17.422	13	3:37.768	14	2:30.884	15	3:00.965	16	2:52.161				



Datenservice und Zeitnahme:  
wige SOLUTIONS GmbH & Co.KG, Meckenheim

Page 2

printed : 16.6.2024 - 17:32





# Porsche Sports Cup Nürburgring

15. - 16. Juni 2024

Nürburgring / GP-Kurs, Länge 5137 m

## Porsche Endurance Challenge

### Einzelrundenzeiten Rennen

# PORSCHE

## 20 JAHRE SPORTS CUP DEUTSCHLAND

DMSB Reg.Nr. R14211/24

pit	2:47.201	18	4:05.933	19	2:25.328	20	2:25.055	21	2:25.520	22	2:25.691	23	2:26.995	24	2:25.110
25	2:25.226	26	2:25.440												

#### 110 Schubert / Cayman GT4 RS Clubsport (982)

1	2:20.846	2	2:09.948	3	2:07.074	4	<b>2:06.597</b>	5	2:07.694	6	2:08.431	7	2:07.512	8	2:09.262
9	2:09.405	10	2:09.089	11	2:07.104	pit	2:15.100	13	3:50.424	14	2:54.920	15	3:01.826	16	2:31.523
pit	2:42.044	18	3:35.441	19	2:21.121	20	2:21.350	21	2:21.315	22	2:21.396	23	2:20.213	24	2:20.257
25	2:20.479	26	2:20.843												

#### 127 Krombach / Mayrl / Cayman GT4 Clubsport MR(982)

1	2:27.216	2	2:14.168	3	2:13.119	4	2:12.773	5	2:13.532	6	2:13.326	7	2:12.904	8	2:13.568
9	2:13.784	10	2:12.903	11	<b>2:12.296</b>	pit	2:19.465	13	3:43.871	14	2:15.029	15	2:53.002	16	2:51.690
17	2:41.016	18	2:36.291	19	2:34.581	20	2:35.146	21	2:36.504	22	2:34.311	23	2:36.625	24	2:37.741
25	2:37.286	26	2:36.599												

#### 134 Kraus / Schafitzl / 911 GT3 Cup (991 Gen.II.)

1	2:18.576	2	2:13.158	3	2:13.248	4	2:14.787	5	2:14.236	pit	2:24.703	7	3:44.325	8	2:08.737
9	2:07.447	10	<b>2:05.490</b>	11	2:05.677	pit	2:12.158	13	4:45.876	14	3:01.218	pit	2:58.729	16	3:46.043
17	2:27.124	18	2:27.391	19	2:24.416	20	2:27.477	21	2:26.577	22	2:26.232	23	2:25.860	24	2:26.016
25	2:28.772														

#### 182 van Berlo / van Helden / 911 GT3 Cup (992)

1	2:16.914	2	2:05.611	3	2:04.642	4	2:05.076	5	2:05.452	6	2:06.263	7	2:05.701	8	2:05.820
9	<b>2:03.236</b>	10	2:03.484	11	2:04.278	12	2:04.612	pit	2:10.165	14	3:45.184	15	2:10.309	16	2:37.408
pit	3:07.486	18	3:15.407	19	2:16.619	20	2:15.468	21	2:16.944	22	2:15.742	23	2:17.906	24	2:17.610
25	2:17.315	26	2:18.995	27	2:16.771										

#### 222 Müller / Fico / Cayman GT4 RS Clubsport (982)

1	2:22.674	2	2:10.518	3	2:11.897	4	2:11.105	5	2:10.280	6	2:09.714	7	2:09.561	8	2:11.438
9	2:11.345	10	2:10.753	11	<b>2:09.339</b>	pit	2:16.169	13	3:45.464	14	2:34.756	15	3:02.097	16	2:34.273
pit	2:45.225	18	3:45.071	19	2:23.227	20	2:24.687	21	2:22.354	22	2:22.023	23	2:24.570	24	2:24.755
25	2:24.251	26	2:22.901												

#### 224 Lorbeer / Schneider / Cayman GT4 Clubsport (982)

1	2:27.773	2	2:14.894	3	2:14.666	4	2:14.327	5	2:13.431	6	2:13.505	7	2:13.052	8	2:14.686
9	2:12.631	10	<b>2:12.551</b>	11	9:38.163										



Datenservice und Zeitnahme:  
wige SOLUTIONS GmbH & Co.KG, Meckenheim

Page 3

printed : 16.6.2024 - 17:32



KESSLER

VELTINS

DMSB

# Porsche Sports Cup Nürburgring

15. - 16. Juni 2024

Nürburgring / GP-Kurs, Länge 5137 m

## Porsche Endurance Challenge

Sektoren / Lap by Lap Rennen

**PORSCHE**

20 JAHRE  
**SPORTS CUP**  
DEUTSCHLAND

**DMSB** Reg.Nr. R14211/24

### 11 Steve Caroli , 911 GT3 Cup (992) / DEU

Theoretische Bestzeit: **2:01.361**

Lap	Time	S1	S2	S3	Vmax	Lap	Time	S1	S2	S3	Vmax
1	2:12.672	1:06.395	105 46.518	116 19.759	174	15	3:49.220	2:39.721	98 48.013	114 21.486	166
2	2:03.248	58.607	106 45.164	<b>117</b> 19.477	174	16	2:26.923	1:02.438	103 54.864	64 29.621	92
3	2:01.960	57.734	107 44.992	117 19.234	175	17	3:00.970	1:24.219	66 1:07.288	50 29.463	151
4	2:01.972	57.642	107 44.991	117 19.339	175	18	3:05.957	1:24.585	57 1:05.970	95 35.402	160
5	2:02.510	57.994	107 45.031	117 19.485	174	19	2:48.212	1:16.262	69 59.753	91	
6	2:01.846	57.831	107 44.810	117 <b>19.205</b>	174	20	3:29.917	2:16.277	96 50.880	108 22.760	171
7	2:01.804	57.797	107 44.726	117 19.281	<b>176</b>	21	2:19.175	1:06.154	93 50.678	109 22.343	170
8	2:01.927	57.555	<b>108</b> 44.968	117 19.404	174	22	2:17.649	1:04.960	100 50.248	109 22.441	170
9	2:02.454	58.072	108 44.835	117 19.547	174	23	2:18.307	1:04.752	98 50.913	110 22.642	169
10	2:02.300	58.242	107 44.781	117 19.277	175	24	2:17.971	1:05.110	96 50.226	109 22.635	171
11	<b>2:01.474</b>	<b>57.441</b>	107 <b>44.715</b>	117 19.318	176	25	2:18.080	1:05.189	99 50.410	109 22.481	169
12	2:02.902	58.227	108 45.364	117 19.311	174	26	2:18.304	1:05.198	99 50.392	110 22.714	169
13	2:01.697	57.475	107 44.988	117 19.234	175	27	2:17.963	1:05.285	103 50.506	110 22.172	169
14	3:02.963	1:16.541	52 1:14.546	51							

### 24 Michal Perel , 911 GT3 Cup (992) / POL

Theoretische Bestzeit: **2:02.072**

Lap	Time	S1	S2	S3	Vmax	Lap	Time	S1	S2	S3	Vmax
1	2:14.555	1:07.864	106 46.079	<b>117</b> 20.612	<b>175</b>	15	2:15.497	1:04.423	96 49.422	97 21.652	167
2	2:06.498	59.665	105 46.378	117 20.455	174	16	2:51.228	1:14.925	57 1:06.517	63 29.786	113
3	2:04.465	58.583	<b>107</b> 46.081	116 19.801	175	17	3:07.137	1:23.240	65 1:09.134	57	
4	2:04.893	58.806	107 46.131	116 19.956	173	18	3:34.386	2:19.710	88 50.397	97 24.279	161
5	2:03.142	58.014	107 45.345	117 19.783	173	19	2:18.201	1:06.611	93 49.086	112 22.504	171
6	2:02.815	57.767	107 45.233	116 19.815	173	20	2:16.028	1:04.696	94 48.868	112 22.464	173
7	2:03.300	58.124	107 45.335	116 19.841	173	21	2:15.658	1:04.576	94 49.362	114 21.720	173
8	2:03.341	58.158	107 45.249	117 19.934	173	22	2:15.080	1:03.872	102 49.531	114 21.677	174
9	2:03.505	58.051	99 45.733	117 19.721	172	23	2:15.825	1:04.786	95 49.302	113 21.737	173
10	2:02.287	57.702	107 44.894	117 19.691	174	24	2:15.745	1:05.070	98 49.078	115 21.597	174
11	2:02.579	57.694	107 44.999	116 19.886	174	25	2:15.017	1:03.834	100 49.360	114 21.823	171
12	<b>2:02.072</b>	<b>57.580</b>	107 <b>44.875</b>	117 <b>19.617</b>	174	26	2:14.536	1:03.724	99 49.019	115 21.793	173
13	2:10.214	57.801	107 45.113	117		27	2:14.438	1:03.090	101 49.299	115 22.049	172
14	3:43.269	2:34.045	97 48.384	105 20.840	170						

### 29 Marco Seebach , Cayman GT4 RS Clubsport (982) / DEU

Theoretische Bestzeit: **2:05.708**

Lap	Time	S1	S2	S3	Vmax	Lap	Time	S1	S2	S3	Vmax
1	2:18.891	1:10.561	102 47.526	20.804	<b>167</b>	14	2:16.406	1:00.621	95 48.190		
2	2:07.440	1:00.207	<b>103</b> 46.880	20.353	166	15	3:46.726	2:35.572	97 49.287	21.867	164
3	2:06.280	<b>59.116</b>	103 47.046	20.118	166	16	2:16.170	1:03.912	102 49.240	23.018	109
4	2:06.480	59.267	103 46.863	20.350	166	17	3:01.185	1:24.273	67 1:07.018	29.894	152
5	2:06.952	59.690	103 46.771	20.491	165	18	2:57.080	1:24.069	61 1:06.391	26.620	159
6	2:06.464	59.397	103 46.746	20.321	166	19	2:35.950	1:12.959	77 57.077	25.914	156
7	2:06.688	59.679	103 46.867	20.142	165	20	2:43.918	1:13.703	77 58.452		
8	2:06.491	59.592	102 46.785	<b>20.114</b>	165	21	4:02.395	2:46.269	80 52.688	23.438	162
9	2:06.975	59.731	103 46.773	20.471	165	22	2:25.496	1:07.099	88 55.050	23.347	158
10	2:06.457	59.663	102 46.515	20.279	165	23	2:23.405	1:06.916	89 53.057	23.432	162
11	<b>2:06.029</b>	59.374	102 <b>46.478</b>	20.177	166	24	2:26.548	1:09.013	90 53.642	23.893	162
12	2:06.560	59.261	102 47.091	20.208	166	25	2:20.727	1:06.406	98 51.453	22.868	164
13	2:07.872	59.680	103 47.066	21.126	165	26	2:21.353	1:06.311	96 52.017	23.025	163



Datenservice und Zeitnahme:  
wige SOLUTIONS GmbH & Co.KG, Meckenheim

Page 1

printed : 16.6.2024 - 17:32





# Porsche Sports Cup Nürburgring

15. - 16. Juni 2024

Nürburgring / GP-Kurs, Länge 5137 m

## Porsche Endurance Challenge

Sektoren / Lap by Lap Rennen

# PORSCHE

## 20 JAHRE SPORTS CUP DEUTSCHLAND

DMSB Reg.Nr. R14211/24

### 33 Stefan Rehkopf , 911 GT3 R (992) / DEU

Theoretische Bestzeit: 2:01.342

Lap	Time	S1	S2	S3	Vmax	Lap	Time	S1	S2	S3	Vmax				
1	2:13.343	1:07.181	105	46.210	116	19.952	174	14	2:59.868	1:12.949	48	1:14.746	50		
2	2:04.970	59.409	104	45.810	116	19.751	173	15	3:41.448	2:32.929	92	47.652	113	20.867	170
3	2:02.570	57.822	106	45.110	116	19.638	172	16	2:32.582	1:00.746	98	1:02.336	70	29.500	98
4	2:02.224	57.685	107	44.870	116	19.669	173	17	3:00.708	1:23.915	78	1:07.838	49	28.955	137
5	2:03.058	58.131	107	44.974	116	19.953	172	18	2:55.020	1:24.771	58	1:04.901	98	25.348	163
6	2:02.770	58.104	106	45.053	116	19.613	172	19	2:35.530	1:13.540	71	56.798	98	25.192	163
7	2:02.255	57.768	106	44.806	116	19.681	174	20	2:35.660	1:13.348	77	57.372	99	24.940	164
8	2:02.321	57.702	105	45.076	116	19.543	172	21	2:35.522	1:13.423	74	56.752	103	25.347	161
9	2:02.317	57.757	107	44.851	117	19.709	172	22	2:35.906	1:13.818	80	57.075	102	25.013	163
10	2:01.850	57.462	107	44.865	116	19.523	173	23	2:50.997	1:14.182	78	57.277	101	39.538	160
11	2:01.493	57.613	106	44.513	117	19.367	173	24	2:38.505	1:14.829	76	57.950	100	25.726	161
12	2:01.913	57.575	107	44.749	117	19.589	175	25	2:37.272	1:14.628	79	57.019	103	25.625	162
13	2:02.079	57.843	106	44.758	116	19.478	171	26	2:38.353	1:15.384	77	57.549	101	25.420	158

### 35 Ralf Schneider , Cayman GT4 Clubsport (982) / DEU

Theoretische Bestzeit: 2:15.152

Lap	Time	S1	S2	S3	Vmax	Lap	Time	S1	S2	S3	Vmax		
1	2:29.246	1:16.251	95	50.583	22.412	159	13	4:27.233	2:49.280	68	1:11.481	26.472	121
2	2:17.393	1:04.204	98	50.827	22.362	158	14	2:43.946	1:17.487	76	59.507	26.952	119
3	2:17.014	1:03.752	98	51.509	21.753	160	15	2:56.092	1:23.357	68	1:03.892	28.843	116
4	2:18.040	1:04.096	98	51.010	22.934	159	16	2:55.159	1:24.472	66	1:02.694	27.993	133
5	2:15.910	1:04.017	99	50.353	21.540	160	17	3:13.430	1:26.032	62	1:11.183		
6	2:16.406	1:03.474	100	50.429	22.503	161	18	4:15.242	2:48.335	80	1:00.316	26.591	151
7	2:16.216	1:03.867	101	50.414	21.935	158	19	2:44.719	1:16.206	78	1:01.400	27.113	146
8	2:17.891	1:04.042	99	51.624	22.225	159	20	2:46.918	1:16.915	78	1:02.651	27.352	151
9	2:18.474	1:05.174	96	50.688	22.612	160	21	2:44.361	1:15.994	71	1:01.644	26.723	151
10	2:16.607	1:04.929	100	50.227	21.451	160	22	2:43.762	1:16.533	76	1:00.216	27.013	152
11	2:18.611	1:05.072	96	51.055	22.484	159	23	2:44.039	1:16.198	77	1:00.959	26.882	148
12	2:24.379	1:04.112	99	50.682			24	2:47.367	1:18.401	77	1:00.862	28.104	148

### 55 Marc Bartels , 911 GT3 Cup (992) / DEU

Theoretische Bestzeit: 2:00.750

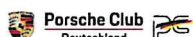
Lap	Time	S1	S2	S3	Vmax	Lap	Time	S1	S2	S3	Vmax		
1	2:08.351	1:03.416	104	45.341	19.594	173	15	3:37.225	2:31.182	103	45.780	20.263	172
2	2:02.686	58.350	106	44.947	19.389	174	16	2:38.559	1:03.010	69	1:05.323	30.226	99
3	2:01.710	57.704	106	44.930	19.076	173	17	3:00.178	1:23.646	68	1:07.893	28.639	144
4	2:01.818	57.644	106	44.926	19.248	173	18	3:04.479	1:25.072	58	1:04.703		
5	2:01.791	57.668	106	44.779	19.344	173	19	3:07.074	1:57.709	101	48.516	20.849	171
6	2:01.486	57.601	106	44.711	19.174	174	20	2:12.977	1:02.990	100	48.565	21.422	171
7	2:01.797	57.594	106	44.808	19.395	174	21	2:12.297	1:02.518	102	48.420	21.359	169
8	2:02.068	57.370	106	45.330	19.368	173	22	2:13.081	1:02.537	106	48.256	22.288	170
9	2:02.725	57.770	106	45.498	19.457	173	23	2:12.626	1:02.757	104	48.096	21.773	170
10	2:01.780	57.609	106	44.802	19.369	174	24	2:14.033	1:02.896	99	49.693	21.444	171
11	2:01.137	57.224	106	44.685	19.228	175	25	2:13.744	1:02.759	102	49.443	21.542	169
12	2:01.332	57.212	106	44.835	19.285	174	26	2:12.583	1:02.606	106	48.507	21.470	170
13	2:02.239	56.989	107	45.704	19.546	156	27	2:12.983	1:02.586	104	48.440	21.957	169
14	3:09.666	1:23.635	53	1:14.479									



Datenservice und Zeitnahme:  
wige SOLUTIONS GmbH & Co.KG, Meckenheim

Page 2

printed : 16.6.2024 - 17:32





# Porsche Sports Cup Nürburgring

15. - 16. Juni 2024

Nürburgring / GP-Kurs, Länge 5137 m

## Porsche Endurance Challenge

Sektoren / Lap by Lap Rennen

# PORSCHE

## 20 JAHRE SPORTS CUP DEUTSCHLAND

DMSB Reg.Nr. R14211/24

### 56 Alexandra Vateva , 911 GT3 Cup (992) / BUL

Theoretische Bestzeit: 2:03.516

Lap	Time	S1	S2	S3	Vmax	Lap	Time	S1	S2	S3	Vmax
1	2:16.116	1:08.396	102 47.582	115 20.138	<b>176</b>	15	2:54.924	1:24.500	61 1:07.097	94 23.327	166
2	2:05.969	59.633	106 46.169	<b>117</b> 20.167	175	16	2:32.657	1:08.870	82 53.468	108	
3	2:04.628	59.115	106 45.756	116 <b>19.757</b>	175	17	3:14.641	1:49.773	77 59.180	81 25.688	163
4	2:05.265	58.879	105 45.820	116 20.566	175	18	2:20.688	1:08.845	93 50.058	102 21.785	173
5	2:05.242	59.214	102 45.666	117 20.362	175	19	2:13.886	1:03.040	97 49.018	115 21.828	173
6	2:06.347	1:00.075	103 46.215	117 20.057	175	20	2:13.072	1:02.936	96 48.631	112 21.505	173
7	2:05.821	59.863	<b>107</b> 46.082	116 19.876	174	21	2:13.388	1:03.111	94 48.813	115 21.464	173
8	2:06.705	1:00.264	106 46.621	117 19.820	174	22	2:12.740	1:02.924	98 48.343	114 21.473	173
9	2:05.209	<b>58.463</b>	107 46.669	115 20.077	174	23	2:12.876	1:02.560	98 48.584	115 21.732	169
10	2:04.155	58.687	106 45.556	116 19.912	175	24	2:12.776	1:02.978	99 48.570	115 21.228	173
11	<b>2:04.130</b>	58.966	107 <b>45.296</b>	116 19.868	175	25	2:13.042	1:02.703	101 48.585	109 21.754	170
12	2:10.828	58.972	106 45.668	116		26	2:13.399	1:03.189	98 48.802	114 21.408	172
13	4:18.452	2:36.166	50 1:14.800	49 27.486	111	27	2:13.911	1:03.333	95 48.910	114 21.668	173
14	3:02.825	1:24.998	56 1:08.833	55 28.994	117						

### 69 Mariusz Górecki , 911 GT3 Cup (992) / POL

Theoretische Bestzeit: 2:02.121

Lap	Time	S1	S2	S3	Vmax	Lap	Time	S1	S2	S3	Vmax
1	2:12.567	1:05.352	104 46.746	115 20.469	173	15	2:15.455	1:04.050	95 50.053	105 21.352	162
2	2:06.842	59.931	105 46.699	116 20.212	171	16	2:51.252	1:15.147	57 1:06.497	66 29.608	118
3	2:04.178	58.720	105 45.747	115 19.711	<b>174</b>	17	3:06.368	1:23.593	62 1:09.111	57	
4	2:03.133	57.957	106 45.380	116 19.796	173	18	3:14.402	2:02.164	94 50.268	107 21.970	171
5	2:03.420	57.898	106 45.579	116 19.943	173	19	2:17.191	1:05.246	98 49.507	110 22.438	169
6	2:02.689	57.701	106 45.315	116 19.673	172	20	2:14.157	1:03.682	104 48.874	113 21.601	170
7	2:02.952	58.168	106 45.148	116 19.636	174	21	2:14.162	1:03.176	106 48.967	113 22.019	169
8	2:03.118	58.022	106 45.190	116 19.906	171	22	2:15.542	1:04.113	105 49.450	110 21.979	170
9	2:03.249	58.210	<b>107</b> 45.196	<b>117</b> 19.843	172	23	2:15.183	1:03.967	104 49.373	112 21.843	170
10	<b>2:03.208</b>	<b>57.635</b>	106 45.078	116 20.495	173	24	2:16.685	1:04.987	102 49.619	111 22.079	170
11	<b>2:02.176</b>	57.690	106 <b>45.071</b>	116 <b>19.415</b>	173	25	2:16.165	1:04.666	101 49.640	110 21.859	171
12	2:03.513	57.693	105 46.118	116 19.702	173	26	2:16.181	1:03.950	103 50.098	108 22.133	169
13	2:11.129	57.775	106 45.235	116		27	2:16.627	1:04.499	100 49.945	110 22.183	169
14	3:43.939	2:32.354	92 50.550	107 21.035	159						

### 77 Luis Franco , 911 GT3 Cup (992) / DEU

Theoretische Bestzeit: 2:04.057

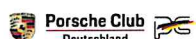
Lap	Time	S1	S2	S3	Vmax	Lap	Time	S1	S2	S3	Vmax
1	2:15.812	1:07.725	105 48.043	115 20.044	173	15	2:10.158	1:02.043	98 47.382	116 20.733	174
2	2:05.823	59.587	105 46.295	116 19.941	175	16	2:38.073	1:02.754	68 1:05.297	50 30.022	105
3	2:04.674	59.240	106 <b>45.476</b>	<b>117</b> 19.958	174	17	3:00.407	1:23.079	70 1:08.948	50 28.380	155
4	2:05.259	58.890	<b>107</b> 46.019	115 20.350	174	18	3:04.814	1:25.324	56 1:05.037	94	
5	2:05.465	59.327	107 45.702	116 20.436	174	19	3:11.518	2:01.133	95 48.893	115 21.492	175
6	<b>2:04.125</b>	<b>58.703</b>	107 45.544	116 <b>19.878</b>	173	20	2:13.473	1:03.021	100 49.178	116 21.274	174
7	2:04.555	58.903	107 45.646	116 20.006	173	21	2:13.046	1:02.471	105 48.716	115 21.859	172
8	2:04.691	58.922	107 45.771	116 19.998	172	22	2:12.233	1:02.637	103 48.283	115 21.313	175
9	2:05.284	59.329	107 45.895	116 20.060	173	23	2:12.218	1:02.137	99 48.625	115 21.456	174
10	2:04.648	59.032	107 45.638	115 19.978	173	24	2:12.824	1:02.723	95 48.777	115 21.324	<b>176</b>
11	2:06.400	59.169	107 46.666	115 20.565	173	25	2:13.139	1:02.932	102 48.738	115 21.469	173
12	2:05.598	59.491	101 46.167	116 19.940	175	26	2:12.974	1:02.929	102 48.496	116 21.549	174
13	2:13.407	59.748	106 45.931	116		27	2:13.803	1:03.363	103 48.649	115 21.791	172
14	3:41.165	2:32.489	103 47.613	115 21.063	175						



Datenservice und Zeitnahme:  
wige SOLUTIONS GmbH & Co.KG, Meckenheim

Page 3

printed : 16.6.2024 - 17:32



# Porsche Sports Cup Nürburgring

15. - 16. Juni 2024

Nürburgring / GP-Kurs, Länge 5137 m

## Porsche Endurance Challenge

Sektoren / Lap by Lap Rennen

# PORSCHE

## 20 JAHRE SPORTS CUP DEUTSCHLAND

DMSB Reg.Nr. R14211/24

### 79 Janusz Szymanski , 911 GT3 Cup (992) / POL

Theoretische Bestzeit: 2:04.427

Lap	Time	S1	S2	S3	Vmax	Lap	Time	S1	S2	S3	Vmax				
1	2:14.346	1:06.179	106	47.664	117	20.503	173	15	2:54.649	1:24.748	60	1:07.136	93	22.765	166
2	2:06.275	59.713	105	46.423	117	20.139	173	16	2:26.304	1:08.992	80	53.282	109	24.030	170
3	<b>2:04.576</b>	<b>58.740</b>	<b>107</b>	<b>45.940</b>	116	19.896	<b>174</b>	17	2:49.874	1:15.191	61	1:02.800	85		
4	2:05.968	58.908	107	46.882	116	20.178	173	18	2:57.635	1:46.708	101	48.810	115	22.117	170
5	2:05.708	59.061	107	46.050	116	20.597	171	19	2:14.506	1:04.383	104	48.379	114	21.744	172
6	2:06.337	1:00.143	107	46.287	116	19.907	174	20	2:13.739	1:03.573	104	48.795	114	21.371	173
7	2:05.962	1:00.024	107	45.953	116	19.985	174	21	2:13.748	1:03.534	105	48.489	114	21.725	173
8	2:07.874	59.761	106	47.884	116	20.229	174	22	2:13.822	1:03.176	105	49.069	114	21.577	173
9	2:06.379	59.478	107	46.597	116	20.304	172	23	2:13.489	1:03.111	106	48.796	114	21.582	172
10	2:05.573	59.354	106	46.295	115	19.924	174	24	2:12.869	1:02.930	105	48.155	115	21.784	172
11	2:04.894	59.109	106	46.038	116	<b>19.747</b>	174	25	2:14.229	1:02.628	105	49.952	114	21.649	172
12	2:14.953	59.838	107	47.763	116			26	2:14.404	1:04.559	105	48.350	114	21.495	171
13	4:10.452	2:29.773	60	1:13.746	41	26.933	118	27	2:14.886	1:04.188	98	49.180	113	21.518	172
14	3:02.848	1:25.109	50	1:08.903	54	28.836	143								

### 87 Helmut Rödiger , 911 GT3 Cup (992) / DEU

Theoretische Bestzeit: 2:06.533

Lap	Time	S1	S2	S3	Vmax	Lap	Time	S1	S2	S3	Vmax				
1	2:19.999	1:11.069	100	47.955	113	20.975	171	14	4:39.411	3:10.339	93	1:00.035	57	29.037	119
2	2:09.171	1:00.774	103	47.882	<b>115</b>	20.515	171	15	3:01.826	1:25.480	53	1:07.013	67	29.333	131
3	<b>2:06.602</b>	<b>59.562</b>	105	<b>46.482</b>	115	20.558	<b>173</b>	16	2:38.744	1:16.892	77	55.875	96	25.977	141
4	2:07.768	59.717	<b>106</b>	46.894	115	21.157	172	17	2:49.627	1:16.704	69	58.471	95		
5	2:08.233	1:00.286	105	47.368	114	20.579	172	18	3:18.742	2:04.810	76	51.253	110	22.679	170
6	2:08.397	1:00.503	105	47.288	114	20.606	172	19	2:21.759	1:07.592	81	51.152	114	23.015	168
7	2:07.596	1:00.069	105	46.866	115	20.661	171	20	2:19.514	1:05.578	93	50.800	112	23.136	169
8	2:09.430	1:00.912	105	47.562	115	20.956	170	21	2:19.782	1:06.057	91	50.993	112	22.732	169
9	2:09.361	1:00.884	105	47.421	115	21.056	171	22	2:18.628	1:05.471	93	50.370	113	22.787	169
10	2:08.981	1:01.287	106	47.152	114	20.542	172	23	2:20.251	1:06.392	91	51.274	112	22.585	166
11	2:07.093	1:00.016	105	46.588	115	<b>20.489</b>	173	24	2:18.766	1:05.869	100	50.128	110	22.769	169
12	2:08.965	59.943	104	47.372	112	21.650	172	25	2:18.735	1:05.352	97	50.462	111	22.921	167
13	2:15.166	1:00.199	105	47.760	114			26	2:19.442	1:06.019	95	50.367	112	23.056	168

### 92 Marc Halusa , Cayman GT4 RS Clubsport (982) / DEU

Theoretische Bestzeit: 2:07.156


Lap	Time	S1	S2	S3	Vmax	Lap	Time	S1	S2	S3	Vmax				
1	2:21.908	1:12.076	93	49.153		20.679	165	13	5:28.472	4:10.862	90	54.174		23.436	161
2	2:09.228	1:00.724	101	47.630		20.874	166	14	2:24.383	1:08.792	91	52.385		23.206	161
3	2:08.406	1:00.775	102	<b>47.003</b>		20.628	165	15	2:26.498	1:08.249	90	54.400		23.849	162
4	2:10.911	1:01.102	101	49.047		20.762	166	16	2:40.522	1:12.845	77	59.292		28.385	154
5	2:09.574	1:00.676	102	48.118		20.780	165	17	2:56.905	1:22.811	65	1:05.905		28.189	137
6	2:07.837	1:00.111	<b>103</b>	47.224		20.502	<b>167</b>	18	2:53.262	1:20.696	65	1:03.916		28.650	139
7	2:08.312	1:00.198	102	47.476		20.638	166	19	2:58.573	1:21.085	69	1:02.885			
8	2:08.235	1:00.437	102	47.248		20.550	167	20	4:52.923	3:19.493	76	1:00.600			
9	2:08.313	1:00.497	101	47.302		20.514	166	21	3:11.808	1:49.739	87	56.831		25.238	157
10	2:08.024	1:00.177	102	47.374		20.473	166	22	2:36.964	1:13.707	87	58.200		25.057	158
11	<b>2:07.420</b>	59.822	103	47.183		<b>20.415</b>	166	23	2:31.628	1:11.629	90	55.809		24.190	159
12	2:15.689	<b>59.738</b>	99	47.706				24	2:31.279	1:11.157	86	55.412		24.710	158



Datenservice und Zeitnahme:  
wige SOLUTIONS GmbH & Co.KG, Meckenheim

Page 4

printed : 16.6.2024 - 17:32





# Porsche Sports Cup Nürburgring

15. - 16. Juni 2024

Nürburgring / GP-Kurs, Länge 5137 m

## Porsche Endurance Challenge

Sektoren / Lap by Lap Rennen

# PORSCHE

## 20 JAHRE SPORTS CUP DEUTSCHLAND

DMSB Reg.Nr. R14211/24

### 96 Jan Nick , Cayman GT4 Clubsport (982) / DEU

Theoretische Bestzeit: 2:10.895

Lap	Time	S1	S2	S3	Vmax	Lap	Time	S1	S2	S3	Vmax				
1	2:27.046	1:14.160	99	50.726	109	22.160	158	14	2:15.506	1:03.955	97	49.788	108	21.763	160
2	2:15.170	1:02.036	100	51.326	106	21.808	158	15	2:50.638	1:14.562	60	1:06.459	71	29.617	118
3	2:16.062	1:03.221	100	51.045	109	21.796	158	16	2:51.191	1:23.979	62	1:00.204	96	27.008	143
4	2:14.495	1:02.802	100	50.279	109	21.414	159	17	2:47.669	1:15.177	69	59.291	88		
5	2:13.244	1:02.596	100	49.549	109	21.099	158	18	4:40.109	3:24.066	78	52.891	108	23.152	153
6	2:12.938	1:02.557	100	49.246	109	21.135	158	19	2:23.397	1:07.544	89	52.696	108	23.157	157
7	2:13.455	1:03.534	100	48.783	110	21.138	158	20	2:22.101	1:06.953	95	51.904	106	23.244	159
8	2:13.036	1:02.525	100	49.525	109	20.986	160	21	2:21.384	1:06.469	93	52.083	109	22.832	159
9	2:12.544	1:02.375	100	49.292	109	20.877	159	22	2:21.121	1:06.412	93	51.827	109	22.882	157
10	2:11.358	1:01.394	100	48.850	106	21.114	161	23	2:20.999	1:06.239	94	51.865	109	22.895	159
11	2:11.261	1:01.631	100	48.624	110	21.006	159	24	2:24.979	1:06.157	96	55.918	109	22.904	159
12	2:20.578	1:02.255	101	49.188	110			25	2:21.617	1:06.392	97	51.898	109	23.327	157
13	3:44.656	2:32.695	99	50.706	109	21.255	161								

### 97 Arkadiusz Grycz , Cayman GT4 RS Clubsport (982) / POL

Theoretische Bestzeit: 2:07.133

Lap	Time	S1	S2	S3	Vmax	Lap	Time	S1	S2	S3	Vmax				
1	2:22.786	1:14.193	102	48.006	111	20.587	166	14	2:48.889	1:11.933	52	1:08.109	50	28.847	110
2	2:08.607	1:00.719	102	47.233	112	20.655	165	15	3:02.211	1:25.279	53	1:07.777	67	29.155	143
3	2:08.446	1:00.916	102	47.226	112	20.304	166	16	2:39.357	1:10.703	77	57.086	93		
4	2:09.320	1:01.192	102	47.922	111	20.206	166	17	4:09.102	2:50.814	81	53.749	100	24.539	154
5	2:07.637	1:00.223	102	46.977	112	20.437	166	18	2:27.067	1:09.087	85	54.004	98	23.976	161
6	2:07.638	1:00.325	103	47.059	112	20.254	165	19	2:22.753	1:07.427	93	52.473	101	22.853	163
7	2:07.622	1:00.369	102	46.992	112	20.261	165	20	2:23.303	1:08.215	92	52.278	103	22.810	162
8	2:09.565	1:00.207	103	49.155	112	20.203	166	21	2:21.258	1:06.055	86	52.370	101	22.833	161
9	2:08.305	1:00.850	102	47.146	112	20.309	166	22	2:21.893	1:07.325	91	51.753	100	22.815	162
10	2:07.550	1:00.300	102	47.112	113	20.138	166	23	2:23.141	1:07.729	99	52.529	104	22.883	162
11	2:07.164	1:00.033	103	46.962	113	20.169	167	24	2:23.462	1:07.869	100	52.340	104	23.253	162
12	2:14.789	1:00.128	102	47.240	113			25	2:22.291	1:07.320	98	52.155	104	22.816	161
13	3:56.029	2:46.346	101	48.715	112	20.968	166	26	2:23.207	1:07.812	96	52.453	101	22.942	162

### 101 Michael Sander , Cayman GT4 Clubsport (982) / DEU

Theoretische Bestzeit: 2:09.416

Lap	Time	S1	S2	S3	Vmax	Lap	Time	S1	S2	S3	Vmax				
1	2:24.668	1:13.392	100	49.976	107	21.300	160	14	2:31.212	1:03.751	89	58.383	65	29.078	106
2	2:10.856	1:01.872	100	47.936	109	21.048	158	15	3:01.335	1:25.228	50	1:06.980	67	29.127	129
3	2:10.403	1:00.965	100	47.667	109	21.771	157	16	2:43.702	1:23.171	79	55.764	100	24.767	154
4	2:11.013	1:02.226	100	47.746	109	21.041	160	17	2:37.943	1:13.650	74	58.117	96	26.176	154
5	2:10.304	1:01.568	101	47.763	109	20.973	160	18	2:37.790	1:14.869	77	57.797	96	25.124	156
6	2:09.871	1:01.015	101	47.959	109	20.897	161	19	2:36.213	1:14.423	78	56.931	100	24.859	158
7	2:10.229	1:01.297	101	47.888	109	21.044	160	20	2:36.016	1:14.119	77	57.142	103	24.755	159
8	2:11.414	1:02.447	100	48.098	109	20.869	161	21	2:35.073	1:13.619	81	56.416	100	25.038	157
9	2:11.784	1:02.347	100	48.134	109	21.303	157	22	2:37.955	1:15.612	83	57.174	98	25.169	158
10	2:10.267	1:01.678	101	47.790	109	20.799	161	23	2:36.801	1:14.193	79	57.331	100	25.277	159
11	2:09.552	1:01.008	100	47.760	109	20.784	161	24	2:37.818	1:14.357	79	57.862	100	25.599	156
12	2:17.530	1:01.664	99	48.498	109			25	2:38.328	1:14.632	78	58.154	96	25.542	158
13	3:48.171	2:35.889	79	50.450	109	21.832	160	26	2:39.322	1:14.584	74	59.237	93	25.501	156



Datenservice und Zeitnahme:  
wige SOLUTIONS GmbH & Co.KG, Meckenheim

Page 5

printed : 16.6.2024 - 17:32





# Porsche Sports Cup Nürburgring

15. - 16. Juni 2024

Nürburgring / GP-Kurs, Länge 5137 m

## Porsche Endurance Challenge

Sektoren / Lap by Lap Rennen

# PORSCHE

## 20 JAHRE SPORTS CUP DEUTSCHLAND

**DMSB** Reg.Nr. R14211/24

### 109 Lothar Schubert , Cayman GT4 Clubsport MR(982) / DEU

Theoretische Bestzeit: 2:09.542

Lap	Time	S1	S2	S3	Vmax	Lap	Time	S1	S2	S3	Vmax				
1	2:25.136	1:14.475	98	49.911	111	20.750	<b>162</b>	14	2:30.884	1:09.727	86	53.656	63	27.501	102
2	2:11.752	1:02.100	100	48.391	111	21.261	160	15	3:00.965	1:25.029	58	1:06.893	69	29.043	134
3	2:10.620	1:01.811	100	48.043	111	20.766	161	16	2:52.161	1:24.819	68	1:00.248	87	27.094	151
4	2:12.737	1:02.252	100	48.910	<b>112</b>	21.575	159	17	2:47.201	1:14.838	67	59.711	91		
5	2:13.391	1:02.103	<b>101</b>	49.219	112	22.069	160	18	4:05.933	2:49.128	86	53.426	105	23.379	158
6	2:12.127	1:02.736	100	48.599	111	20.792	161	19	2:25.328	1:09.230	81	52.793	109	23.305	158
7	2:11.140	1:01.909	100	48.163	111	21.068	161	20	2:25.055	1:08.110	83	53.134	109	23.811	156
8	2:12.456	1:02.322	100	48.588	112	21.546	160	21	2:25.520	1:08.839	87	53.221	108	23.460	158
9	2:12.301	1:02.279	101	48.768	111	21.254	160	22	2:25.691	1:08.157	88	54.088	107	23.446	156
10	2:11.580	1:02.328	100	48.284	112	20.968	160	23	2:26.995	1:08.906	90	53.897	108	24.192	157
11	<b>2:09.859</b>	1:01.423	100	<b>47.936</b>	112	<b>20.500</b>	162	24	2:25.110	1:07.993	87	53.456	107	23.661	157
12	2:17.422	<b>1:01.106</b>	100	48.703	112			25	2:25.226	1:07.933	87	53.483	108	23.810	158
13	3:37.768	2:26.224	84	50.087	112	21.457	161	26	2:25.440	1:08.751	86	53.055	108	23.634	158

### 110 Paul-Henry Schubert , Cayman GT4 RS Clubsport (982) / DEU

Theoretische Bestzeit: 2:06.431

Lap	Time	S1	S2	S3	Vmax	Lap	Time	S1	S2	S3	Vmax				
1	2:20.846	1:12.030	102	48.040	114	20.776	165	14	2:54.920	1:17.285	54	1:08.681	53	28.954	107
2	2:09.948	1:00.473	<b>103</b>	48.257	114	21.218	164	15	3:01.826	1:24.988	60	1:07.728	70	29.110	147
3	2:07.074	1:00.287	103	<b>46.754</b>	114	<b>20.033</b>	167	16	2:31.523	1:10.508	77	56.172	97	24.843	158
4	<b>2:06.597</b>	<b>59.644</b>	103	46.770	114	20.183	167	17	2:42.044	1:13.245	80	57.244	96		
5	2:07.694	59.893	103	47.199	114	20.602	167	18	3:35.441	2:19.282	91	52.273	109	23.886	161
6	2:08.431	1:00.338	103	47.462	114	20.631	165	19	2:21.121	1:07.345	91	51.246	113	22.530	164
7	2:07.512	1:00.103	103	46.812	114	20.597	166	20	2:21.350	1:06.069	100	51.550	112	23.731	162
8	2:09.262	1:00.883	103	47.675	114	20.704	164	21	2:21.315	1:07.353	100	51.337	112	22.625	165
9	2:09.405	1:01.049	103	47.528	<b>115</b>	20.828	164	22	2:21.396	1:06.781	86	51.448	113	23.167	163
10	2:09.089	1:01.371	103	47.209	114	20.509	166	23	2:20.213	1:05.965	90	51.606	113	22.642	164
11	2:07.104	59.912	103	46.927	114	20.265	<b>169</b>	24	2:20.257	1:06.694	95	50.919	112	22.644	165
12	2:15.100	59.936	98	48.803	114			25	2:20.479	1:06.271	95	51.686	112	22.522	165
13	3:50.424	2:37.155	67	50.886	109	22.383	163	26	2:20.843	1:06.388	98	51.869	112	22.586	164

### 127 Christoph Krombach , Cayman GT4 Clubsport MR(982) / DEU

Theoretische Bestzeit: 2:12.001

Lap	Time	S1	S2	S3	Vmax	Lap	Time	S1	S2	S3	Vmax				
1	2:27.216	1:14.988	96	50.206		22.022	159	14	2:15.029	1:04.198	96	49.619		21.212	159
2	2:14.168	1:02.306	<b>100</b>	50.069		21.793	158	15	2:53.002	1:17.082	53	1:06.507		29.413	123
3	2:13.119	1:02.507	100	49.253		21.359	159	16	2:51.690	1:24.401	67	1:00.157		27.132	151
4	2:12.773	1:02.470	100	49.119		21.184	160	17	2:41.016	1:15.159	68	59.320		26.537	154
5	2:13.532	1:02.932	100	49.264		21.336	160	18	2:36.291	1:14.326	78	57.440		24.525	155
6	2:13.326	1:02.604	100	49.241		21.481	159	19	2:34.581	1:13.583	86	56.391		24.607	154
7	2:12.904	1:02.498	100	49.252		21.154	160	20	2:35.146	1:13.715	81	56.843		24.588	154
8	2:13.568	1:02.741	99	49.605		21.222	159	21	2:36.504	1:15.009	84	56.619		24.876	155
9	2:13.784	1:03.012	99	49.300		21.472	158	22	2:34.311	1:13.157	87	56.557		24.597	154
10	2:12.903	1:02.737	99	48.881		21.285	<b>161</b>	23	2:36.625	1:14.236	87	57.511		24.878	153
11	<b>2:12.296</b>	<b>1:02.183</b>	100	49.015		<b>21.098</b>	159	24	2:37.741	1:15.240	86	57.866		24.635	154
12	2:19.465	1:02.916	100	<b>48.720</b>				25	2:37.286	1:15.486	85	57.336		24.464	156
13	3:43.871	2:33.121	98	49.593		21.157	160	26	2:36.599	1:14.667	86	57.256		24.676	152



Datenservice und Zeitnahme:  
wige SOLUTIONS GmbH & Co.KG, Meckenheim

Page 6

printed : 16.6.2024 - 17:32





# Porsche Sports Cup Nürburgring

15. - 16. Juni 2024

Nürburgring / GP-Kurs, Länge 5137 m

## Porsche Endurance Challenge

### Sektoren / Lap by Lap Rennen

# PORSCHE

## 20 JAHRE SPORTS CUP DEUTSCHLAND

DMSB Reg.Nr. R14211/24

#### 134 Wolfgang Kraus , 911 GT3 Cup (991 Gen.II.) / DEU

Theoretische Bestzeit: 2:04.951

Lap	Time	S1	S2	S3	Vmax	Lap	Time	S1	S2	S3	Vmax
1	2:18.576	1:09.581	107 47.878	116 21.117	176	14	3:01.218	1:25.028	54 1:07.184	63 29.006	126
2	2:13.158	1:01.776	107 48.925	113 22.457	169	15	2:58.729	1:24.789	70 59.780	87	
3	2:13.248	1:02.188	101 48.724	113 22.336	173	16	3:46.043	2:27.102	83 54.417	101 24.524	170
4	2:14.787	1:03.998	106 48.916	110 21.873	173	17	2:27.124	1:09.044	88 53.892	101 24.188	172
5	2:14.236	1:01.975	104 49.513	109 22.748	172	18	2:27.391	1:09.166	89 54.859	100 23.366	174
6	2:24.703	1:03.986	104 50.409	107		19	2:24.416	1:07.296	94 53.241	102 23.879	173
7	3:44.325	2:32.705	92 50.742	111 20.878	176	20	2:27.477	1:08.955	82 54.309	103 24.213	174
8	2:08.737	1:00.814	105 47.073	115 20.850	177	21	2:26.577	1:08.653	85 54.118	102 23.806	173
9	2:07.447	1:00.299	108 46.842	118 20.306	181	22	2:26.232	1:08.683	89 53.435	104 24.114	173
10	<b>2:05.490</b>	58.615	108 46.917	114 <b>19.958</b>	180	23	2:25.860	1:08.233	87 53.671	95 23.956	173
11	2:05.677	58.642	108 46.670	116 20.365	181	24	2:26.016	1:08.970	86 52.990	104 24.056	171
12	2:12.158	<b>58.557</b>	<b>109 46.436</b>	<b>119</b>		25	2:28.772	1:09.676	83 54.847	102 24.249	169
13	4:45.876	3:24.291	88 54.324	62 27.261	111						

#### 182 Marcel van Berlo , 911 GT3 Cup (992) / NED

Theoretische Bestzeit: 2:03.170

Lap	Time	S1	S2	S3	Vmax	Lap	Time	S1	S2	S3	Vmax
1	2:16.914	1:08.628	106 48.154	115 20.132	174	15	2:10.309	1:02.156	97 47.554	115 20.599	171
2	2:05.611	59.261	106 46.189	116 20.161	175	16	2:37.408	1:02.567	72 1:05.018	66 29.823	115
3	2:04.642	59.080	<b>107 45.894</b>	116 19.668	175	17	3:07.486	1:23.289	65 1:09.118	52	
4	2:05.076	58.894	106 45.808	<b>117 20.374</b>	<b>176</b>	18	3:15.407	2:04.378	99 49.293	114 21.736	172
5	2:05.452	59.384	107 45.980	116 20.088	175	19	2:16.619	1:04.327	77 49.983	113 22.309	170
6	2:06.263	59.862	103 46.233	117 20.168	173	20	2:15.468	1:03.832	101 49.813	114 21.823	169
7	2:05.701	1:00.100	105 45.768	116 19.833	175	21	2:16.944	1:04.146	103 50.527	113 22.271	170
8	2:05.820	59.632	107 46.356	116 19.832	173	22	2:15.742	1:04.081	100 49.744	113 21.917	171
9	<b>2:03.236</b>	<b>58.339</b>	107 45.288	117 <b>19.609</b>	172	23	2:17.906	1:05.624	101 50.162	113 22.120	169
10	2:03.484	58.584	107 <b>45.222</b>	116 19.678	175	24	2:17.610	1:05.339	99 49.762	113 22.509	170
11	2:04.278	58.559	107 45.589	115 20.130	174	25	2:17.315	1:04.773	99 49.847	113 22.695	169
12	2:04.612	58.935	107 45.915	116 19.762	175	26	2:18.995	1:05.534	98 50.605	109 22.856	169
13	2:10.165	58.342	107 45.334	116		27	2:16.771	1:04.219	94 49.863	113 22.689	168
14	3:45.184	2:36.267	96 47.719	112 21.198	175						

#### 222 Desiree Müller , Cayman GT4 RS Clubsport (982) / DEU

Theoretische Bestzeit: 2:08.758

Lap	Time	S1	S2	S3	Vmax	Lap	Time	S1	S2	S3	Vmax
1	2:22.674	1:12.852	101 48.916	111 20.906	166	14	2:34.756	1:02.991	89 1:03.008	57 28.757	109
2	2:10.518	1:01.616	102 47.914	<b>112 20.988</b>	166	15	3:02.097	1:25.832	54 1:07.105	64 29.160	133
3	2:11.897	1:01.322	<b>103 48.574</b>	111 22.001	165	16	2:34.273	1:11.725	85 56.335	96 26.213	157
4	2:11.105	1:02.002	103 48.306	112 20.797	166	17	2:45.225	1:14.349	77 59.172	92	
5	2:10.280	1:01.587	102 47.684	112 21.009	164	18	3:45.071	2:27.229	97 52.088	105 25.754	160
6	2:09.714	1:00.896	103 47.949	112 20.869	167	19	2:23.227	1:08.072	98 51.934	107 23.221	160
7	2:09.561	1:01.082	103 47.628	112 20.851	167	20	2:24.687	1:08.516	92 52.277	109 23.894	162
8	2:11.438	1:02.376	103 48.179	112 20.883	167	21	2:22.354	1:07.637	98 51.647	108 23.070	164
9	2:11.345	1:02.201	102 48.292	112 20.852	167	22	2:22.023	1:06.969	99 51.782	108 23.272	161
10	2:10.753	1:01.992	102 47.864	112 20.897	161	23	2:24.570	1:08.463	97 52.498	102 23.609	163
11	<b>2:09.339</b>	1:01.239	103 <b>47.577</b>	112 <b>20.523</b>	<b>168</b>	24	2:24.755	1:09.221	98 52.291	98 23.243	164
12	2:16.169	<b>1:00.658</b>	102 48.039	112		25	2:24.251	1:09.134	97 51.831	107 23.286	162
13	3:45.464	2:35.124	88 49.260	111 21.080	166	26	2:22.901	1:07.784	94 52.261	107 22.856	163

#### 224 Marc Lorbeer , Cayman GT4 Clubsport (982) / DEU

Theoretische Bestzeit: 2:11.604

Lap	Time	S1	S2	S3	Vmax	Lap	Time	S1	S2	S3	Vmax
1	2:27.773	1:15.477	96 50.313	108 21.983	159	7	2:13.052	1:03.423	100 <b>48.493</b>	109 21.136	<b>161</b>
2	2:14.894	1:03.548	99 49.513	108 21.833	160	8	2:14.686	1:03.723	100 49.748	108 21.215	158
3	2:14.666	1:03.556	99 49.505	106 21.605	160	9	2:12.631	1:02.859	99 48.759	109 <b>21.013</b>	160
4	2:14.327	1:02.962	99 49.768	108 21.597	159	10	<b>2:12.551</b>	<b>1:02.098</b>	<b>101 49.030</b>	109 21.423	160
5	2:13.431	1:03.049	100 49.096	<b>109 21.286</b>	159	11	9:38.163	1:03.684	100 8:01.461	78	
6	2:13.505	1:03.038	100 49.078	109 21.389	159						



Datenservice und Zeitnahme:  
wige SOLUTIONS GmbH & Co.KG, Meckenheim

Page 7

printed : 16.6.2024 - 17:32



# Porsche Sports Cup Nürburgring

15. - 16. Juni 2024

Nürburgring / GP-Kurs, Länge 5137 m

## Porsche Endurance Challenge

Persönliche Bestwerte Rennen

# PORSCHE

20 JAHRE  
SPORTS CUP  
DEUTSCHLAND

DMSB Reg.Nr. R14211/24

Sector 1				Sector 2				Sector 3				theoretische Bestzeit		
Pos.	No	Name	Zeit	No	Name	Zeit	No	Name	Zeit	No	Name	theoretische	Best	Pos
1	55	Bartels-Fittje	56.989	33	Rehkopf S.	44.513	55	Bartels-Fittje	19.076	55	Bartels-Fittje	2:00.750	2:01.137	
2	11	Caroli-Schraml	57.441	55	Bartels-Fittje	44.685	11	Caroli-Schraml	19.205	33	Rehkopf S.	2:01.342	2:01.493	
3	33	Rehkopf S.	57.462	11	Caroli-Schraml	44.715	33	Rehkopf S.	19.367	11	Caroli-Schraml	2:01.361	2:01.474	
4	24	Perel-Kret	57.580	24	Perel-Kret	44.875	69	Górecki-Magdziarz	19.415	24	Perel-Kret	2:02.072	2:02.072	
5	69	Górecki-Magdziarz	57.635	69	Górecki-Magdziarz	45.071	182	van Berlo-van Helden	19.609	69	Górecki-Magdziarz	2:02.121	2:02.176	
6	182	van Berlo-van Helden	58.339	182	van Berlo-van Helden	45.222	24	Perel-Kret	19.617	182	van Berlo-van Helden	2:03.170	2:03.236	
7	56	Vateva-Lefterov	58.463	56	Vateva-Lefterov	45.296	79	Szymanski-Arrow	19.747	56	Vateva-Lefterov	2:03.516	2:04.130	
8	134	Kraus-Schafitzl	58.557	77	Franco-Kaibach	45.476	56	Vateva-Lefterov	19.757	77	Franco-Kaibach	2:04.057	2:04.125	
9	77	Franco-Kaibach	58.703	79	Szymanski-Arrow	45.940	77	Franco-Kaibach	19.878	79	Szymanski-Arrow	2:04.427	2:04.576	
10	79	Szymanski-Arrow	58.740	134	Kraus-Schafitzl	46.436	134	Kraus-Schafitzl	19.958	134	Kraus-Schafitzl	2:04.951	2:05.490	
11	29	Seebach-Kilb	59.116	29	Seebach-Kilb	46.478	110	Schubert P.	20.033	29	Seebach-Kilb	2:05.708	2:06.029	
12	87	Rödiger-Bernsteiner	59.562	87	Rödiger-Bernsteiner	46.482	29	Seebach-Kilb	20.114	110	Schubert P.	2:06.431	2:06.597	
13	110	Schubert P.	59.644	110	Schubert P.	46.754	97	Grycz-Karwan	20.138	87	Rödiger-Bernsteiner	2:06.533	2:06.602	
14	92	Halusa-Schauerte	59.738	97	Grycz-Karwan	46.962	92	Halusa-Schauerte	20.415	97	Grycz-Karwan	2:07.133	2:07.164	
15	97	Grycz-Karwan	1:00.033	92	Halusa-Schauerte	47.003	87	Rödiger-Bernsteiner	20.489	92	Halusa-Schauerte	2:07.156	2:07.420	
16	222	Müller-Fico	1:00.658	222	Müller-Fico	47.577	109	Schubert L.	20.500	222	Müller-Fico	2:08.758	2:09.339	
17	101	Sander-Neuser	1:00.965	101	Sander-Neuser	47.667	222	Müller-Fico	20.523	101	Sander-Neuser	2:09.416	2:09.552	
18	109	Schubert L.	1:01.106	109	Schubert L.	47.936	101	Sander-Neuser	20.784	109	Schubert L.	2:09.542	2:09.859	
19	96	Nick-Lungstrass	1:01.394	224	Lorbeer-Schneider	48.493	96	Nick-Lungstrass	20.877	96	Nick-Lungstrass	2:10.895	2:11.261	
20	224	Lorbeer-Schneider	1:02.098	96	Nick-Lungstrass	48.624	224	Lorbeer-Schneider	21.013	224	Lorbeer-Schneider	2:11.604	2:12.551	
21	127	Krombach-Mayrl	1:02.183	127	Krombach-Mayrl	48.720	127	Krombach-Mayrl	21.098	127	Krombach-Mayrl	2:12.001	2:12.296	
22	35	Schneider-Schneider	1:03.474	35	Schneider-Schneider	50.227	35	Schneider-Schneider	21.451	35	Schneider-Schneider	2:15.152	2:15.910	



Datenservice und Zeitnahme:  
wige SOLUTIONS GmbH & Co.KG, Meckenheim

Page 1

printed : 16.6.2024 - 17:33





LAPCHART Rennen

Porsche Endurance Challenge

Porsche Sports Cup Nürburgring

POS	1	2	3	4	5	6	7	8	9	10	11	12	13	14	15	16	17	18	19	20	21	22	23
LAP1	55	69	11	33	79	24	77	56	182	134	29	87	110	92	222	97	101	109	96	127	224	35	
LAP2	55	11	33	69	79	24	77	56	182	29	87	110	92	97	134	222	101	109	127	96	224	35	
LAP3	55	11	33	69	79	24	77	56	182	29	87	110	92	97	134	222	101	109	127	224	96	35	
LAP4	55	11	33	69	24	79	77	56	182	29	87	110	97	92	222	101	134	109	127	224	96	35	
LAP5	55	11	33	69	24	79	77	56	182	29	87	110	97	92	222	101	109	134	127	224	96	35	
LAP6	55	11	33	69	24	77	79	56	182	29	87	110	97	92	222	101	109	127	224	134	96	35	
LAP7	55	11	33	69	24	77	79	56	182	29	87	110	97	92	222	101	109	127	224	96	35	134	
LAP8	55	11	33	69	24	77	182	56	79	29	87	110	97	92	222	101	109	127	96	224	35	134	
LAP9	55	11	33	69	24	77	182	56	79	29	87	110	97	92	222	101	109	127	96	224	35	134	
LAP10	55	11	33	69	24	77	182	56	79	29	87	110	97	92	222	101	109	127	96	224	35	134	
LAP11	55	11	33	69	24	182	77	56	79	29	87	110	97	92	222	101	109	127	96	35	134	224	
LAP12	55	11	33	69	24	182	77	56	79	29	87	110	97	92	222	101	109	127	96	35	134	224	
LAP13	55	11	33	69	24	182	77	29	87	56	79	110	97	222	101	109	127	96	92	35	134		
LAP14	55	11	33	29	69	24	182	77	56	79	110	97	222	87	101	109	127	96	92	35	134		
LAP15	69	24	182	77	55	33	11	29	56	79	110	97	222	87	101	109	127	96	92	35	134		
LAP16	69	24	182	77	55	33	11	29	79	56	110	222	97	87	101	109	127	96	92	35	134		
LAP17	77	55	33	11	69	29	24	182	79	110	222	101	87	127	56	109	96	92	97	35	134		
LAP18	33	29	77	55	11	69	182	24	56	101	79	127	110	87	222	92	97	109	96	134	35		
LAP19	33	69	29	182	11	24	55	77	56	79	101	127	110	87	222	97	92	109	96	134	35		
LAP20	69	182	33	24	29	55	77	56	79	11	101	127	87	110	222	97	109	96	134	92	35		
LAP21	69	182	24	55	77	33	56	79	11	29	101	87	110	127	222	97	109	96	134	92	35		
LAP22	69	182	24	55	77	33	56	79	11	29	87	110	101	127	222	97	109	96	134	92	35		
LAP23	69	182	24	55	77	56	79	33	11	29	87	110	222	101	97	127	109	96	134	92	35		
LAP24	69	182	24	55	77	56	79	11	33	87	29	110	222	97	101	127	109	96	134	92	35		
LAP25	69	182	24	55	77	56	79	11	33	87	29	110	222	97	101	127	109	96	134				
LAP26	69	182	55	24	77	56	79	11	33	87	29	110	222	97	101	127	109	96	134				
LAP27	69	182	55	77	24	56	79	11															

# Porsche Sports Cup Nürburgring

15. - 16. Juni 2024

Nürburgring / GP-Kurs, Länge 5137 m

## Porsche Endurance Challenge

### Speedmessung Rennen

**PORSCHE**

20 JAHRE  
**SPORTS CUP**  
DEUTSCHLAND

**DMSB** Reg.Nr. R14211/24

Rang	StNr	Fahrer	Fahrzeug	Speed
1	134	Kraus Wolfgang	911 GT3 Cup (991 Gen.II.)	119
2	11	Caroli Steve	911 GT3 Cup (992)	117
2	24	Perel Michal	911 GT3 Cup (992)	117
2	33	Rehkopf Stefan	911 GT3 R (992)	117
2	56	Vateva Alexandra	911 GT3 Cup (992)	117
2	69	Górecki Mariusz	911 GT3 Cup (992)	117
2	77	Franco Luis	911 GT3 Cup (992)	117
2	79	Szymanski Janusz	911 GT3 Cup (992)	117
2	182	van Berlo Marcel	911 GT3 Cup (992)	117
10	87	Rödig Helmut	911 GT3 Cup (992)	115
10	110	Schubert Paul-Henry	Cayman GT4 RS Clubsport (982)	115
12	97	Grycz Arkadiusz	Cayman GT4 RS Clubsport (982)	113
13	109	Schubert Lothar	Cayman GT4 Clubsport MR(982)	112
13	222	Müller Desiree	Cayman GT4 RS Clubsport (982)	112
15	96	Nick Jan	Cayman GT4 Clubsport (982)	110
16	101	Sander Michael	Cayman GT4 Clubsport (982)	109
16	224	Lorbeer Marc	Cayman GT4 Clubsport (982)	109
18	29	Seebach Marco	Cayman GT4 RS Clubsport (982)	0
18	35	Schneider Ralf	Cayman GT4 Clubsport (982)	0
18	55	Bartels Marc	911 GT3 Cup (992)	0
18	92	Halusa Marc	Cayman GT4 RS Clubsport (982)	0
18	127	Krombach Christoph	Cayman GT4 Clubsport MR(982)	0



Datenservice und Zeitnahme:  
wige SOLUTIONS GmbH & Co.KG, Meckenheim

Page 1

printed : 16.6.2024 - 17:33



KESSLER

VELTINS





## Punktstand / Porsche Endurance Challenge

Hockenheim I.  
Nürburgring

RG	NR	NAME	SUM	01	02	03	04	05	06	07	08	09	10	11	12	13
----	----	------	-----	----	----	----	----	----	----	----	----	----	----	----	----	----

### Klasse 1b

1	109	Schubert,Lothar / DEU	22.4	10	12.4											
2	127	Mayrl,Andras / DEU	20.4	5	15.4											
2	127	Krombach,Christoph / DEU	20.4	5	15.4											
4	96	Nick,Jan / DEU	17.9	7.5	10.4											
4	96	Lungstrass,Markus / DEU	17.9	7.5	10.4											
6	35	Schneider,Alejandra / DEU	14.4	6	8.4											
6	35	Schneider,Ralf / DEU	14.4	6	8.4											

### Klasse 1c

1	29	Seebach,Marco / DEU	40.4	20.4	20											
1	29	Kilb,Jochen / DEU	40.4	20.4	20											
3	222	Fico,Giuseppe / DEU	27.4	15.4	12											
3	222	Müller,Desiree / DEU	27.4	15.4	12											
5	110	Schubert,Paul-Henry / DEU	25.4	10.4	15											
6	97	Karwan,Wojciech / POL	22.4	12.4	10											
7	92	Halusa,Marc / DEU	16.4	8.4	8											
8	97	Grycz,Arkadiusz / POL	10	-	10											

### Klasse 2c

1	134	Kraus,Wolfgang / DEU	10	-	10											
1	134	Schafitzl,Andreas / DEU	10	-	10											

### Klasse 2d

1	69	Magdziarz,Tomasz / POL	34	12	22											
1	69	Górecki,Mariusz / POL	34	12	22											
3	79	Arrow,Daan / NED	28	22	6											
3	79	Szymanski,Janusz / POL	28	22	6											
5	56	Vateva,Alexandra / BUL	25	17	8											
6	11	Caroli,Steve / DEU	19	14	5											
7	55	Fittje,Jannes / DEU	18	4	14											
7	55	Bartels,Marc / DEU	18	4	14											
7	24	Kret,Karol / POL	18	8	10											

## Punktstand / Porsche Endurance Challenge

Hockenheim I.  
Nürburgring

RG	NR	NAME	SUM	01	02	03	04	05	06	07	08	09	10	11	12	13
7	77	Franco,Luis / DEU	18	6	12											
7	24	Perel,Michal / POL	18	8	10											
12	33	Rehkopf,Stefan / DEU	14	10	4											
12	11	Basseng,Marc / DEU	14	14	-											
14	87	Rödiger,Helmut / DEU	8	5	3											
14	87	Bernsteiner,Georg / DEU	8	5	3											
16	77	de Wit,Tom / DEU	6	6	-											