

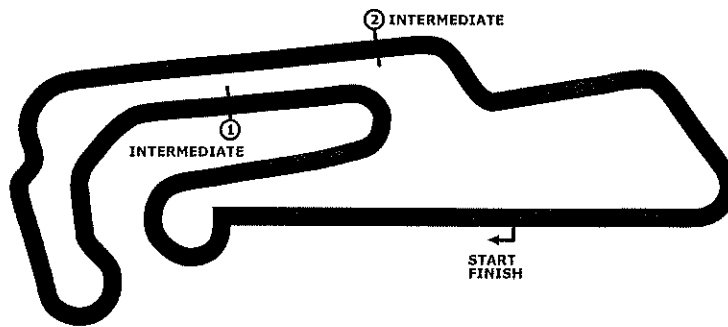
PORSCHE

20 JAHRE
SPORTS CUP
DEUTSCHLAND

Porsche Sports Cup Oschersleben

Porsche Endurance Challenge

Rennen



Motorsport Arena Oschersleben 3667 mtr.

10. - 11. August 2024

wige

 **MICHELIN**

 Porsche Club
Deutschland 

Mobil 

KESSLER

VELTINS

DMSB

Porsche Sports Cup Oschersleben

10. - 11. August 2024

Motorsport Arena Oschersleben, Länge 3667 m

Porsche Endurance Challenge

Ergebnis Rennen

Gestartet : 19

Gewertet : 18

nicht gewertet : 1

PORSCHE

20 JAHRE SPORTS CUP DEUTSCHLAND

DMSB Reg.Nr. R14213/24

Pl.	Nr.	Kl.	Bewerber Fahrer, Ort	Fahrzeug Porsche Club Nr.:	Rd.	Zeit Rückstand	Schnitt Abstand	Schnellste Runde	km/h
1	79	2d	FORCH RACING BY ATLAS WARD Szymanski Janusz, Poznan (POL) Arrow Daan, Amsterdam (NED)	911 GT3 Cup (992)	38	1:00:14.889	138.772	1:27.112 Rd.22	151.543
2	134	2c	Schafilitzl Andreas, München (DEU) Kaibach Sandro, Bad Waldsee (DEU)	911 GT3 Cup (991 Gen.II.)	38	1:00:41.147 26.258	137.771 26.258	1:27.965 Rd.21	150.073
3	33	2d	Rehkopf Stefan, Bovenden (DEU)	911 GT3 Cup (992)	38	1:00:44.585 29.696	137.641 03.438	1:28.749 Rd.38	148.748
4	77	2d	[a-workx] Motorsport Team RaceData Franco Luis, München (DEU) Hardt Alex, Mechernich (DEU)	911 GT3 Cup (992)	38	1:00:47.880 32.991	137.517 03.295	1:27.637 Rd.20	150.635
5	7	2d	FORCH RACING BY ATLAS WARD Górecki Marłusz, Olawa (POL) Magdziarz Tomasz, Poznan (POL)	911 GT3 Cup (992)	38	1:01:16.420 1:01.531	136.449 28.540	1:27.675 Rd.5	150.570
6	143	1c	SRS Team Sorg Rennsport Kalus Niklas, Duisburg (DEU)	Cayman GT4 RS Clubsport (982)	37	1:00:32.613 1 Runde	134.461 1 Runde	1:32.079 Rd.14	143.368
7	54	1c	TOURNEAU Motorsport Lobeck Peter, Hamburg (DEU) Svepes Dieter, Oberwaltersdorf (DEU)	Cayman GT4 Clubsport (982)	37	1:00:50.920 1 Runde	133.787 18.307	1:32.294 Rd.22	143.034
8	224	1b	Plusline Racing Team Wlömer Luka, Berlin (DEU)	Cayman GT4 Clubsport (982)	37	1:01:07.546 1 Runde	133.180 16.626	1:33.175 Rd.6	141.682
9	35	1b	W&S Motorsport Schneider Luciano, Wannweil (DEU)	Cayman GT4 Clubsport (982)	37	1:01:10.995 1 Runde	133.055 03.449	1:32.734 Rd.7	142.356
10	110	1c	East Racing Motorsport Schubert Paul-Henry, Münsterdorf (DEU)	Cayman GT4 RS Clubsport (982)	37	1:01:12.264 1 Runde	133.009 01.269	1:32.418 Rd.5	142.842
11	92	1c	SEEBACH Motorsport Seebach Marco, Rosbach vor der Höhe (I) Basseng Marc, Rosenbach (DEU)	Cayman GT4 RS Clubsport (982)	37	1:01:14.650 1 Runde	132.923 02.386	1:32.889 Rd.9	142.118
12	109	1b	East Racing Motorsport Schubert Lothar, Münsterdorf (DEU) Mettler Yannick, Zürich (CHE)	Cayman GT4 Clubsport MR(982)	37	1:01:14.985 1 Runde	132.911 00.335	1:32.576 Rd.20	142.599
13	222	1c	Müller Desiree, Walldorf (DEU) Fico Giuseppe, Ibbenbüren (DEU)	Cayman GT4 RS Clubsport (982)	37	1:01:26.823 1 Runde	132.484 11.838	1:33.231 Rd.20	141.597
14	127	1b	SRS Team Sorg Rennsport Krombach Christoph, Aßlar (DEU) Mayrl Andras, Herrenberg (DEU)	Cayman GT4 Clubsport MR(982)	37	1:01:31.266 1 Runde	132.324 04.443	1:33.991 Rd.25	140.452
15	96	1b	Nick Jan, Frankfurt am Main (DEU) Lungstrass Markus, Burscheid (DEU)	Cayman GT4 Clubsport (982)	36	1:00:16.570 2 Runden	131.407 1 Runde	1:34.106 Rd.23	140.280
16	97	1c	FORCH RACING BY ATLAS WARD Grycz Arkadiusz, Sroda Slaska (POL) Karwan Wojciech, Wrocław (POL)	Cayman GT4 RS Clubsport (982)	36	1:00:25.231 2 Runden	131.093 08.661	1:34.258 Rd.6	140.054

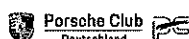
SCHNELLSTE RUNDE: 79 Szymanski/Arrow Daan 1:27.112 = 151.543 km/h



Datenservice und Zeitnahme:
wige SOLUTIONS GmbH & Co.KG, Meckenheim

Page 1

printed : 11.8.2024 - 18:06



Porsche Sports Cup Oschersleben

10. - 11. August 2024

Motorsport Arena Oschersleben, Länge 3667 m

Porsche Endurance Challenge

Ergebnis Rennen

Gestartet : 19

Gewertet : 18

nicht gewertet : 1

PORSCHE

20 JAHRE
SPORTS CUP
DEUTSCHLAND

DMSB Reg.Nr. R14213/24

Pl.	Nr.	Kl.	Bewerber Fahrer, Ort	Fahrzeug Porsche Club Nr.:	Rd.	Zeit Rückstand	Schnitt Abstand	Schnellste Runde	km/h
17	56	2d	Team Laptime-Performance Vateva Alexandra, Sofia (BUL) Lefterov Pavel, Sofia (BUL)	911 GT3 Cup (992)	34	54:25.120 4 Runden	137.465 2 Runden	1:27.377 Rd.23	151.083
18	30	1b	SEEBACH Motorsport Halusa Marc, Bad Dürrenberg (DEU) Friedrich Andreas, Usingen (DEU)	Cayman GT4 Clubsport (982)	34	1:01:09.205 4 Runden	122.326 6:44.085	1:36.910 Rd.7	136.221
NICHT GEWERTET - DNC									
	87	2d	Plusline Racing Team Rödiger Helmut, Hamburg (DEU) Zoechling Christopher, Arjan (ARE)	911 GT3 Cup (992)	10	20:39.020 28 Runden	106.545	1:29.942 Rd.8	146.775

SCHNELLSTE RUNDE: 79 Szymanski/Arrow Daan 1:27.112 = 151.543 km/h

Vorbehaltlich der technischen Überprüfung !

79 +10sec. Strafzeit - Überfahren weiße Linie pit exit - / # 96 +5sec. Strafzeit - Boxenstopp zu kurz -

77 +10sec. & # 33 +5sec. Strafzeit - Verursachen einer Kollision -

Aushangzeit:

- Rennleiter:

- Zeitnahme:



Datenservice und Zeitnahme:
wige SOLUTIONS GmbH & Co.KG, Meckenheim

Page 2

printed : 11.8.2024 - 18:06



Porsche Sports Cup Oschersleben

10. - 11. August 2024

Motorsport Arena Oschersleben, Länge 3667 m

Porsche Endurance Challenge

Klassen - Ergebnis Rennen

PORSCHE

20 JAHRE
SPORTS CUP
DEUTSCHLAND

DMSB Reg.Nr. R14213/24

Gestartet : 19 Gewertet : 18 nicht gewertet : 1

Pl.	Nr.	Kl.	Bewerber Fahrer, Ort	Fahrzeug Porsche Club Nr.:	Rd.	Zeit Rückstand	Schnitt Abstand	Schnellste Runde	km/h
Kl.1b									
1	224	1b	Plusline Racing Team Wiömer Luka, Berlin (DEU)	Cayman GT4 Clubsport (982)	37	1:01:07.546 1 Runde	133.180 16.626	1:33.175 Rd.6	141.682
2	35	1b	W&S Motorsport Schneider Luciano, Wannweil (DEU)	Cayman GT4 Clubsport (982)	37	1:01:10.995 1 Runde	133.055 03.449	1:32.734 Rd.7	142.356
3	109	1b	East Racing Motorsport Schubert Lothar, Münsterdorf (DEU) Mettler Yannick, Zürich (CHE)	Cayman GT4 Clubsport MR(982)	37	1:01:14.985 1 Runde	132.911 00.335	1:32.576 Rd.20	142.599
4	127	1b	SRS Team Sorg Rennsport Krombach Christoph, Aßlar (DEU) Mayrl Andras, Herrenberg (DEU)	Cayman GT4 Clubsport MR(982)	37	1:01:31.266 1 Runde	132.324 04.443	1:33.991 Rd.25	140.452
5	96	1b	Nick Jan, Frankfurt am Main (DEU) Lungstrass Markus, Burscheid (DEU)	Cayman GT4 Clubsport (982)	36	1:00:16.570 2 Runden	131.407 1 Runde	1:34.106 Rd.23	140.280
6	30	1b	SEEBACH Motorsport Halusa Marc, Bad Dürrenberg (DEU) Friedrich Andreas, Usingen (DEU)	Cayman GT4 Clubsport (982)	34	1:01:09.205 4 Runden	122.326 6:44.085	1:36.910 Rd.7	136.221
SCHNELLSTE RUNDE : 109 Schubert/Mettler Yannick 1:32.576 = 142.599 km/h									
Kl.1c									
1	143	1c	SRS Team Sorg Rennsport Kalus Niklas, Duisburg (DEU)	Cayman GT4 RS Clubsport (982)	37	1:00:32.613 1 Runde	134.461 1 Runde	1:32.079 Rd.14	143.368
2	54	1c	TOURNEAU Motorsport Lobeck Peter, Hamburg (DEU) Svepes Dieter, Oberwaltersdorf (DEU)	Cayman GT4 Clubsport (982)	37	1:00:50.920 1 Runde	133.787 18.307	1:32.294 Rd.22	143.034
3	110	1c	East Racing Motorsport Schubert Paul-Henry, Münsterdorf (DEU)	Cayman GT4 RS Clubsport (982)	37	1:01:12.264 1 Runde	133.009 01.269	1:32.418 Rd.5	142.842
4	92	1c	SEEBACH Motorsport Seebach Marco, Rosbach vor der Höhe Basseng Marc, Rosenbach (DEU)	Cayman GT4 RS Clubsport (982)	37	1:01:14.650 1 Runde	132.923 02.386	1:32.889 Rd.9	142.118
5	222	1c	Müller Desiree, Walldorf (DEU) Fico Glusepppe, Ibbenbüren (DEU)	Cayman GT4 RS Clubsport (982)	37	1:01:26.823 1 Runde	132.484 11.838	1:33.231 Rd.20	141.597
6	97	1c	FORCH RACING BY ATLAS WARD Grycz Arkadiusz, Sroda Slaska (POL) Karwan Wojciech, Wroclaw (POL)	Cayman GT4 RS Clubsport (982)	36	1:00:25.231 2 Runden	131.093 08.661	1:34.258 Rd.6	140.054
SCHNELLSTE RUNDE : 143 Kalus Niklas 1:32.079 = 143.368 km/h									
Kl.2c									
1	134	2c	Schafflitzl Andreas, München (DEU) Kaibach Sandro, Bad Waldsee (DEU)	911 GT3 Cup (991 Gen.II.)	38	1:00:41.147 26.258	137.771 26.258	1:27.965 Rd.21	150.073
SCHNELLSTE RUNDE : 134 Schafflitzl/Kaibach Sandro 1:27.965 = 150.073 km/h									
Kl.2d									
1	79	2d	FORCH RACING BY ATLAS WARD Szymanski Janusz, Poznan (POL) Arrow Daan, Amsterdam (NED)	911 GT3 Cup (992)	38	1:00:14.889	138.772	1:27.112 Rd.22	151.543



Datenservice und Zeitnahme:
wige SOLUTIONS GmbH & Co.KG, Meckenheim

Page 1

printed : 11.8.2024 - 18:06



Porsche Sports Cup Oschersleben

10. - 11. August 2024

Motorsport Arena Oschersleben, Länge 3667 m

Porsche Endurance Challenge

Klassen - Ergebnis Rennen

Gestartet : 19

Gewertet : 18

nicht gewertet : 1

PORSCHE

20 JAHRE
SPORTS CUP
DEUTSCHLAND

DMSB Reg.Nr. R14213/24

Pl.	Nr.	Kl.	Bewerber Fahrer, Ort	Fahrzeug Porsche Club Nr.:	Rd.	Zeit Rückstand	Schnitt Abstand	Schnellste Runde	km/h
2	33	2d	Rehkopf Stefan, Bovenden (DEU)	911 GT3 Cup (992)	38	1:00:44.585 29.696	137.641 03.438	1:28.749 Rd.38	148.748
3	77	2d	[a-workx] Motorsport Team RaceData Franco Luis, München (DEU) Hardt Alex, Mechnich (DEU)	911 GT3 Cup (992)	38	1:00:47.880 32.991	137.517 03.295	1:27.637 Rd.20	150.635
4	7	2d	FORCH RACING BY ATLAS WARD Górecki Mariusz, Olawa (POL) Magdziarz Tomasz, Poznan (POL)	911 GT3 Cup (992)	38	1:01:16.420 1:01.531	136.449 28.540	1:27.675 Rd.5	150.570
5	56	2d	Team Laptime-Performance Vateva Alexandra, Sofia (BUL) Lefterov Pavel, Sofia (BUL)	911 GT3 Cup (992)	34	54:25.120 4 Runden	137.465 2 Runden	1:27.377 Rd.23	151.083
NICHT GEWERTET - DNC									
	87	2d	Plusline Racing Team Rödig Helmut, Hamburg (DEU) Zoechling Christopher, Arjan (ARE)	911 GT3 Cup (992)	10	20:39.020 28 Runden	106.545	1:29.942 Rd.8	146.775
SCHNELLSTE RUNDE : 79 Szymanski/Arrow Daan 1:27.112 = 151.543 km/h									

Vorbehaltlich der technischen Überprüfung !

79 +10sec. Strafzeit - Überfahren weiße Linie pit exit - / # 96 +5sec. Strafzeit - Boxenstopp zu kurz -

77 +10sec. & # 33 +5sec. Strafzeit - Verursachen einer Kollision -

Aushangzeit:	- Rennleiter:	- Zeitnahme:
--------------	---------------	--------------



Datenservice und Zeitnahme:
wige SOLUTIONS GmbH & Co.KG, Meckenheim

Page 2

printed : 11.8.2024 - 18:06



Porsche Sports Cup Oschersleben

10. - 11. August 2024

Motorsport Arena Oschersleben, Länge 3667 m

Porsche Endurance Challenge

Einzelrundenzeiten Rennen

PORSCHE

20 JAHRE SPORTS CUP DEUTSCHLAND

DMSB Reg.Nr. R14213/24

7 Górecki / Magdziarz / 911 GT3 Cup (992)															
1	1:37.119	2	1:31.926	3	1:28.596	4	1:28.000	5	1:27.675	6	1:28.020	7	1:27.761	8	1:28.004
9	1:27.927	10	1:28.409	11	2:30.508	12	2:34.944	13	1:29.500	14	1:28.392	15	1:28.200	16	1:27.907
17	1:27.945	18	1:28.017	19	1:27.898	20	1:28.369	pit	1:36.350	22	3:10.700	23	1:31.081	24	1:32.222
25	1:31.322	26	1:30.786	27	1:31.120	28	1:30.529	29	1:30.636	30	1:29.973	31	1:51.906	32	1:30.612
33	1:31.045	34	1:30.326	35	1:30.631	36	1:30.831	37	1:34.554	38	1:36.679				

30 Halusa / Friedrich / Cayman GT4 Clubsport (982)															
1	1:49.961	2	1:40.512	3	1:39.108	4	1:38.099	5	1:37.909	6	1:37.472	7	1:36.910	8	1:38.046
9	1:39.328	10	2:27.557	11	2:36.454	12	1:49.886	13	1:38.838	14	1:38.722	15	1:38.437	16	1:37.706
pit	1:52.020	18	4:15.554	19	1:41.178	20	1:41.901	21	1:43.788	22	1:40.553	23	1:39.853	24	1:37.672
25	1:37.756	26	1:38.250	27	1:38.156	28	1:38.330	29	1:39.546	30	1:38.394	31	1:41.115	32	1:41.133
33	1:38.770	34	1:40.291												

33 Rehkopf / 911 GT3 Cup (992)															
1	1:38.901	2	1:31.969	3	1:31.040	4	1:31.264	5	1:30.380	6	1:30.282	7	1:30.895	8	1:29.430
9	1:32.191	10	1:32.287	11	2:08.282	12	2:35.306	13	1:32.380	14	1:29.713	15	1:29.496	16	1:29.715
17	1:29.000	18	1:28.868	19	1:29.631	pit	1:38.959	21	3:10.032	22	1:28.883	23	1:28.924	24	1:29.438
25	1:29.376	26	1:29.675	27	1:29.361	28	1:29.441	29	1:29.790	30	1:29.458	31	1:29.078	32	1:28.890
33	1:30.356	34	1:29.101	35	1:29.846	36	1:30.256	37	1:28.942	38	1:28.749				

35 Schneider / Cayman GT4 Clubsport (982)															
1	1:43.882	2	1:34.458	3	1:34.309	4	1:33.781	5	1:34.179	6	1:32.896	7	1:32.734	8	1:33.263
9	1:33.433	10	1:40.148	11	1:39.757	12	2:33.193	13	1:34.055	14	1:33.412	15	1:33.307	16	1:33.414
17	1:34.205	pit	1:40.667	19	3:19.354	20	1:33.346	21	1:33.137	22	1:34.352	23	1:33.013	24	1:33.168
25	1:33.703	26	1:34.021	27	1:33.955	28	1:34.387	29	1:34.599	30	1:33.865	31	1:33.625	32	1:34.279
33	1:35.463	34	1:36.429	35	1:35.340	36	1:35.095	37	1:34.771						

54 Lobeck / Svepes / Cayman GT4 Clubsport (982)															
1	1:42.219	2	1:34.952	3	1:34.859	4	1:34.076	5	1:34.968	6	1:33.753	7	1:33.881	8	1:33.686
9	1:33.288	10	1:38.955	11	1:39.515	12	2:32.659	13	1:34.962	14	1:33.355	15	1:33.255	pit	1:41.683
17	3:12.215	18	1:33.426	19	1:32.692	20	1:34.179	21	1:32.481	22	1:32.294	23	1:32.692	24	1:32.529
25	1:32.929	26	1:32.927	27	1:33.232	28	1:32.982	29	1:33.006	30	1:33.733	31	1:33.310	32	1:34.493
33	1:33.661	34	1:34.515	35	1:35.225	36	1:34.377	37	1:33.956						

56 Vateva / Lefterov / 911 GT3 Cup (992)															
1	1:36.937	2	1:32.283	3	1:31.413	4	1:31.463	5	1:30.299	6	1:30.883	7	1:31.667	8	1:30.502
9	1:30.348	10	1:31.294	11	2:09.037	12	2:36.012	13	1:33.054	14	1:29.627	15	1:29.625	pit	1:39.657
17	3:07.564	18	1:27.777	19	1:27.473	20	1:27.487	21	1:27.513	22	1:27.546	23	1:27.377	24	1:28.763
25	1:30.210	26	1:28.140	27	1:28.663	28	1:27.615	29	1:28.258	30	1:29.384	31	1:28.343	32	1:28.975
33	1:30.885	34	1:29.046												

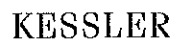
77 Franco / Hardt / 911 GT3 Cup (992)															
1	1:38.224	2	1:32.402	3	1:31.016	4	1:31.173	5	1:30.561	6	1:31.326	7	1:30.692	8	1:30.847
9	1:29.927	10	1:33.873	11	2:07.608	12	2:35.145	13	1:33.597	14	1:30.069	15	1:29.947	16	1:30.688



Datenservice und Zeitnahme:
wige SOLUTIONS GmbH & Co.KG, Meckenheim

Page 1

printed : 11.8.2024 - 18:06



Porsche Sports Cup Oschersleben

10. - 11. August 2024

Motorsport Arena Oschersleben, Länge 3667 m

Porsche Endurance Challenge

Einzelrundenzeiten Rennen

PORSCHE

20 JAHRE SPORTS CUP DEUTSCHLAND

DMSB Reg.Nr. R14213/24

pit	1:39.275	18	3:08.268	19	1:28.885	20	1:27.637	21	1:29.170	22	1:28.818	23	1:29.028	24	1:28.726
25	1:29.035	26	1:28.146	27	1:27.744	28	1:28.650	29	1:29.691	30	1:29.974	31	1:30.838	32	1:30.177
33	1:29.540	34	1:28.340	35	1:31.704	36	1:29.577	37	1:28.669	38	1:28.893				

79 Szymanski / Arrow / 911 GT3 Cup (992)

1	1:37.554	2	1:32.043	3	1:31.640	4	1:31.179	5	1:30.481	6	1:30.671	7	1:31.189	8	1:30.417
9	1:30.442	10	1:31.178	11	2:08.806	12	2:36.398	13	1:32.282	14	1:29.756	15	1:29.463	pit	1:40.073
17	3:07.733	18	1:27.715	19	1:27.268	20	1:27.130	21	1:27.312	22	1:27.112	23	1:27.292	24	1:29.316
25	1:27.273	26	1:27.531	27	1:28.280	28	1:27.462	29	1:28.377	30	1:27.442	31	1:27.823	32	1:27.638
33	1:27.861	34	1:27.725	35	1:28.602	36	1:28.095	37	1:27.964	38	1:28.366				

87 Rödlig / Zoehling / 911 GT3 Cup (992)

1	1:36.664	2	1:32.310	3	1:31.346	4	1:31.380	5	1:30.513	6	1:30.902	7	1:30.955	8	1:29.942
9	6:27.887	pit	1:57.121												

92 Seebach / Basseng / Cayman GT4 RS Clubsport (982)

1	1:40.878	2	1:34.617	3	1:33.227	4	1:33.833	5	1:33.208	6	1:33.553	7	1:34.323	8	1:33.421
9	1:32.889	10	1:35.841	11	1:45.885	12	2:33.727	13	1:33.995	14	1:33.738	15	1:33.257	16	1:33.439
pit	1:41.747	18	3:18.535	19	1:33.833	20	1:33.379	21	1:33.202	22	1:33.696	23	1:33.468	24	1:33.444
25	1:33.658	26	1:34.048	27	1:33.856	28	1:34.450	29	1:35.128	30	1:34.990	31	1:34.313	32	1:35.140
33	1:34.879	34	1:35.695	35	1:35.507	36	1:35.767	37	1:36.084						

96 Nick / Lungstrass / Cayman GT4 Clubsport (982)

1	1:46.530	2	1:35.350	3	1:35.740	4	1:35.177	5	1:36.158	6	1:36.011	7	1:35.739	8	1:35.025
9	1:35.220	10	1:38.608	11	1:37.577	12	2:22.685	13	1:35.975	14	1:35.095	15	1:34.766	16	1:35.485
pit	1:48.401	18	3:14.374	19	1:35.577	20	1:34.252	21	1:34.164	22	1:34.203	23	1:34.106	24	1:34.292
25	1:35.380	26	1:34.893	27	1:36.122	28	1:34.860	29	1:34.937	30	1:41.111	31	1:35.629	32	1:35.054
33	1:35.660	34	1:35.510	35	1:35.641	36	1:36.263								

97 Grycz / Karwan / Cayman GT4 RS Clubsport (982)

1	1:43.249	2	1:36.347	3	1:34.840	4	1:34.679	5	1:34.412	6	1:34.258	7	1:34.413	8	1:34.389
9	1:34.466	10	1:38.076	11	1:36.351	12	2:32.565	13	1:34.888	14	1:34.528	15	1:34.441	16	1:34.366
17	1:35.380	18	1:35.355	pit	1:44.481	20	3:26.286	21	1:35.573	22	1:35.104	23	1:36.177	24	1:36.442
25	1:37.657	26	1:37.149	27	1:36.030	28	1:35.397	29	1:35.796	30	1:35.961	31	1:35.828	32	1:35.733
33	1:35.805	34	1:37.352	35	1:35.358	36	1:36.099								

109 Schubert / Mettler / Cayman GT4 Clubsport MR(982)

1	1:45.547	2	1:35.274	3	1:35.255	4	1:34.692	5	1:34.513	6	1:34.956	7	1:34.984	8	1:35.568
9	1:35.670	10	1:37.321	11	1:36.913	12	2:28.438	13	1:36.178	14	1:34.908	15	1:34.740	pit	1:44.653
17	3:13.837	18	1:33.139	19	1:34.060	20	1:32.576	21	1:33.853	22	1:33.119	23	1:33.353	24	1:32.965
25	1:33.297	26	1:33.190	27	1:33.681	28	1:33.705	29	1:33.904	30	1:33.544	31	1:34.285	32	1:35.057
33	1:34.982	34	1:35.388	35	1:35.532	36	1:35.974	37	1:35.934						

110 Schubert / Cayman GT4 RS Clubsport (982)

1	1:42.694	2	1:34.800	3	1:34.248	4	1:32.553	5	1:32.418	6	1:32.850	7	1:32.701	8	1:33.217
9	1:33.080	10	1:35.196	11	1:45.956	12	2:34.870	13	1:33.840	14	1:32.479	15	1:32.577	16	1:32.699



Datenservice und Zeitnahme:
wige SOLUTIONS GmbH & Co.KG, Meckenheim

Page 2

printed : 11.8.2024 - 18:06



Porsche Sports Cup Oschersleben

10. - 11. August 2024

Motorsport Arena Oschersleben, Länge 3667 m

Porsche Endurance Challenge

Einzelrundenzeiten Rennen

PORSCHE

20 JAHRE SPORTS CUP DEUTSCHLAND

DMSB Reg.Nr. R14213/24

17	1:32.877	18	1:33.913	pit	1:40.345	20	3:12.378	21	1:32.760	22	1:38.157	23	1:38.580	24	1:33.473
25	1:33.616	26	1:33.695	27	1:33.932	28	1:33.998	29	1:34.011	30	1:35.040	31	1:34.472	32	1:35.241
33	1:35.901	34	1:36.967	35	1:35.204	36	1:35.218	37	1:36.308						

127 Krombach / Mayrl / Cayman GT4 Clubsport MR(982)

1	1:44.610	2	1:35.493	3	1:35.348	4	1:34.646	5	1:34.594	6	1:34.180	7	1:34.284	8	1:34.483
9	1:34.552	10	1:38.703	11	1:38.409	12	2:29.320	13	1:35.684	14	1:34.772	15	1:34.927	16	1:34.874
pit	1:42.975	18	3:13.978	19	1:34.706	20	1:34.946	21	1:35.394	22	1:34.670	23	1:34.744	24	1:34.490
25	1:33.991	26	1:36.361	27	1:35.771	28	1:35.168	29	1:34.972	30	1:34.496	31	1:34.080	32	1:36.603
33	1:34.408	34	1:35.218	35	1:35.210	36	1:34.971	37	1:35.235						

134 Schafitzl / Kaibach / 911 GT3 Cup (991 Gen.II.)

1	1:39.677	2	1:31.462	3	1:31.500	4	1:31.151	5	1:30.884	6	1:30.811	7	1:30.792	8	1:30.922
9	1:30.479	10	1:33.015	11	2:07.475	12	2:35.571	13	1:33.228	14	1:32.331	15	1:32.424	16	1:32.496
pit	1:42.244	18	3:07.612	19	1:28.608	20	1:28.465	21	1:27.965	22	1:28.272	23	1:28.102	24	1:28.173
25	1:29.223	26	1:28.615	27	1:28.936	28	1:28.446	29	1:28.900	30	1:28.668	31	1:28.801	32	1:28.921
33	1:29.790	34	1:30.412	35	1:29.197	36	1:29.210	37	1:29.208	38	1:29.161				

143 Kalus / Cayman GT4 RS Clubsport (982)

1	1:41.035	2	1:33.249	3	1:32.092	4	1:32.397	5	1:32.347	6	1:32.482	7	1:32.661	8	1:32.264
9	1:32.185	10	1:41.395	11	1:46.703	12	2:35.495	13	1:33.514	14	1:32.079	15	1:32.460	16	1:32.371
17	1:32.812	18	1:32.158	19	1:32.701	pit	1:40.587	21	3:10.952	22	1:32.137	23	1:32.489	24	1:33.275
25	1:32.537	26	1:32.452	27	1:32.973	28	1:32.361	29	1:32.808	30	1:32.878	31	1:33.044	32	1:33.149
33	1:33.318	34	1:33.176	35	1:33.891	36	1:33.810	37	1:34.376						

222 Müller / Fico / Cayman GT4 RS Clubsport (982)

1	1:50.193	2	1:37.374	3	1:35.607	4	1:35.084	5	1:34.967	6	1:34.910	7	1:34.513	8	1:34.521
9	1:34.540	10	1:38.771	11	1:37.176	12	2:22.919	13	1:35.643	14	1:35.342	15	1:34.735	16	1:34.974
pit	1:45.930	18	3:17.357	19	1:33.702	20	1:33.231	21	1:33.325	22	1:33.694	23	1:33.588	24	1:33.439
25	1:33.729	26	1:35.575	27	1:33.818	28	1:34.741	29	1:34.804	30	1:34.177	31	1:34.298	32	1:34.504
33	1:34.566	34	1:34.972	35	1:35.594	36	1:35.444	37	1:35.066						

224 Wlömer / Cayman GT4 Clubsport (982)

1	1:42.525	2	1:35.463	3	1:34.814	4	1:33.831	5	1:34.311	6	1:33.175	7	1:33.981	8	1:33.565
9	1:33.351	10	1:39.261	11	1:39.435	12	2:32.696	13	1:34.766	14	1:33.331	15	1:33.200	16	1:33.664
pit	1:40.917	18	3:13.176	19	1:34.356	20	1:33.635	21	1:33.361	22	1:33.308	23	1:33.888	24	1:33.966
25	1:34.133	26	1:34.553	27	1:33.956	28	1:34.412	29	1:34.204	30	1:34.120	31	1:34.515	32	1:34.989
33	1:36.046	34	1:34.755	35	1:34.250	36	1:34.693	37	1:34.944						



Datenservice und Zeitnahme:
wige SOLUTIONS GmbH & Co.KG, Meckenheim

Page 3

printed : 11.8.2024 - 18:06



Porsche Sports Cup Oschersleben

10. - 11. August 2024

Motorsport Arena Oschersleben, Länge 3667 m

Porsche Endurance Challenge

Sektoren / Lap by Lap Rennen

PORSCHE

20 JAHRE
SPORTS CUP
DEUTSCHLAND

DMSB Reg.Nr. R14213/24

7 Mariusz Górecki , 911 GT3 Cup (992) / POL

Theoretische Bestzeit: 1:27.578

Lap	Time	S1	S2	S3	Vmax	Lap	Time	S1	S2	S3	Vmax				
1	1:37.119	38.162	179	32.371	215	26.586	188	20	1:28.369	31.881	182	30.805	217	25.683	188
2	1:31.926	33.187	181	32.097	216	26.642	188	21	1:36.350	31.974	182	30.890	216		
3	1:28.596	32.273	180	30.719	216	25.604	187	22	3:10.700	2:12.011	180	32.102	214	26.587	186
4	1:28.000	31.905	182	30.654	216	25.441	187	23	1:31.081	32.914	181	31.800	216	26.367	188
5	1:27.675	31.699	182	30.512	216	25.464	186	24	1:32.222	32.102	182	32.261	216	27.859	188
6	1:28.020	31.805	181	30.738	216	25.477	187	25	1:31.322	32.580	182	31.829	212	26.913	184
7	1:27.761	31.629	182	30.695	215	25.437	187	26	1:30.786	32.456	183	31.877	217	26.453	188
8	1:28.004	31.759	182	30.661	216	25.584	188	27	1:31.120	32.961	182	31.681	216	26.478	188
9	1:27.927	31.704	182	30.688	216	25.535	187	28	1:30.529	32.350	182	31.628	217	26.551	188
10	1:28.409	31.807	183	30.831	214	25.771	187	29	1:30.636	32.521	182	31.666	216	26.449	186
11	2:30.508	45.117	75	59.499	93	45.892	94	30	1:29.973	32.255	183	31.596	217	26.122	188
12	2:34.944	56.604	90	57.764	83	40.576	183	31	1:51.906	32.206	183	31.455	218	48.245	178
13	1:29.500	32.890	182	30.827	215	25.783	187	32	1:30.612	32.720	182	31.380	218	26.512	188
14	1:28.392	31.824	183	30.762	216	25.806	187	33	1:31.045	32.318	182	32.294	218	26.433	188
15	1:28.200	31.869	182	30.741	216	25.590	188	34	1:30.326	32.150	182	31.849	216	26.327	187
16	1:27.907	31.826	183	30.619	216	25.462	189	35	1:30.631	32.683	182	31.552	218	26.396	188
17	1:27.945	31.878	183	30.582	216	25.485	189	36	1:30.831	32.622	181	31.585	218	26.624	189
18	1:28.017	31.731	183	30.712	215	25.574	188	37	1:34.554	32.713	183	33.499	210	28.342	188
19	1:27.898	31.817	183	30.586	216	25.495	189	38	1:36.679	34.557	176	33.791	213	28.331	185

30 Marc Halusa , Cayman GT4 Clubsport (982) / DEU

Theoretische Bestzeit: 1:36.737

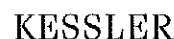
Lap	Time	S1	S2	S3	Vmax	Lap	Time	S1	S2	S3	Vmax				
1	1:49.961	44.620	164	36.318	200	29.023	170	18	4:15.554	3:09.589	165	37.032	201	28.933	171
2	1:40.512	36.760	161	35.154	201	28.598	172	19	1:41.178	36.692	163	35.740	202	28.746	172
3	1:39.108	35.463	166	34.875	201	28.770	172	20	1:41.901	36.381	163	36.774	201	28.746	170
4	1:38.099	35.051	166	34.589	201	28.459	170	21	1:43.788	35.739	162	37.495	170	30.554	170
5	1:37.909	35.284	167	34.602	201	28.023	172	22	1:40.553	35.795	164	36.120	197	28.638	172
6	1:37.472	35.192	166	34.291	201	27.989	172	23	1:39.853	36.323	164	34.850	202	28.680	172
7	1:36.910	34.869	166	34.189	201	27.852	173	24	1:37.672	35.190	165	34.283	203	28.199	173
8	1:38.046	35.370	167	34.509	201	28.167	170	25	1:37.756	35.216	166	34.415	202	28.125	175
9	1:39.328	34.984	165	34.969	195	29.375	169	26	1:38.250	35.325	164	34.541	202	28.384	173
10	2:27.557	42.241	79	59.636	86	45.680	100	27	1:38.156	35.266	167	34.461	202	28.429	171
11	2:36.454	56.716	87	57.389	86	42.349	170	28	1:38.330	35.547	165	34.215	201	28.568	172
12	1:49.886	41.184	152	39.307	198	29.395	170	29	1:39.546	35.747	166	35.516	203	28.283	172
13	1:38.838	35.322	164	34.885	201	28.631	171	30	1:38.394	35.325	164	34.170	185	28.899	173
14	1:38.722	35.214	166	34.633	200	28.875	173	31	1:41.115	35.412	167	35.231	202	30.472	171
15	1:38.437	35.095	166	34.866	200	28.476	174	32	1:41.133	36.522	161	35.634	202	28.977	171
16	1:37.706	34.715	166	34.559	201	28.432	174	33	1:38.770	35.500	166	34.717	202	28.553	173
17	1:52.020	35.445	165	35.108	201			34	1:40.291	35.600	166	35.547	173	29.144	173



Datenservice und Zeitnahme:
wige SOLUTIONS GmbH & Co.KG, Meckenheim

Page 1

printed : 11.8.2024 - 18:06



Porsche Sports Cup Oschersleben

10. - 11. August 2024

Motorsport Arena Oschersleben, Länge 3667 m

Porsche Endurance Challenge

Sektoren / Lap by Lap Rennen

PORSCHE

20 JAHRE SPORTS CUP DEUTSCHLAND

DMSB Reg.Nr. R14213/24

33 Stefan Rehkopf , 911 GT3 Cup (992) / DEU

Theoretische Bestzeit: 1:28.480

Lap	Time	S1	S2	S3	Vmax	Lap	Time	S1	S2	S3	Vmax				
1	1:38.901	39.447	177	33.039	214	26.415	187	20	1:38.959	32.230	182	31.344	216		
2	1:31.969	32.926	179	32.042	217	27.001	186	21	3:10.032	2:13.220	182	31.036	216	25.776	187
3	1:31.040	32.840	180	31.749	217	26.451	187	22	1:28.883	31.957	182	31.103	216	25.823	188
4	1:31.264	32.755	182	32.007	216	26.502	186	23	1:28.924	31.949	182	31.209	217	25.766	188
5	1:30.380	32.736	181	31.585	217	26.059	189	24	1:29.438	32.138	181	30.876	217	26.424	186
6	1:30.282	32.524	179	31.789	218	25.969	189	25	1:29.376	32.111	182	31.217	217	26.048	187
7	1:30.895	32.632	179	31.629	217	26.634	183	26	1:29.675	32.164	182	31.395	216	26.116	188
8	1:29.430	32.370	181	31.153	216	25.907	188	27	1:29.361	32.147	182	31.071	217	26.143	188
9	1:32.191	32.842	182	31.261	216	28.088	176	28	1:29.441	32.155	183	31.177	216	26.109	188
10	1:32.287	32.914	181	31.491	194	27.882	183	29	1:29.790	32.258	183	31.234	216	26.298	188
11	2:08.282	33.755	180	48.796	91	45.731	96	30	1:29.458	32.434	181	31.238	216	25.786	189
12	2:35.306	56.919	83	57.652	87	40.735	185	31	1:29.078	32.105	183	31.069	216	25.904	188
13	1:32.380	34.276	179	32.128	216	25.976	187	32	1:28.890	32.057	184	30.892	217	25.941	188
14	1:29.713	32.193	182	31.791	216	25.729	189	33	1:30.356	32.560	183	31.214	217	26.582	188
15	1:29.496	32.326	183	31.335	216	25.835	188	34	1:29.101	32.170	182	30.957	217	25.974	189
16	1:29.715	32.308	182	31.264	213	26.143	187	35	1:29.846	32.318	182	31.506	217	26.022	189
17	1:29.000	32.018	183	31.119	216	25.863	188	36	1:30.256	32.255	183	31.193	218	26.808	188
18	1:28.868	31.896	181	31.127	216	25.845	188	37	1:28.942	32.079	183	30.977	217	25.886	189
19	1:29.631	32.469	182	31.357	215	25.805	189	38	1:28.749	31.980	183	30.855	217	25.914	189

35 Luciano Schneider , Cayman GT4 Clubsport (982) / DEU

Theoretische Bestzeit: 1:32.608

Lap	Time	S1	S2	S3	Vmax	Lap	Time	S1	S2	S3	Vmax				
1	1:43.882	42.136	164	34.292	202	27.454	175	20	1:33.346	33.587	169	32.553	205	27.206	175
2	1:34.458	34.004	167	32.950	205	27.504	177	21	1:33.137	33.568	170	32.529	204	27.040	176
3	1:34.309	33.751	170	32.699	206	27.859	172	22	1:34.352	33.754	169	32.679	204	27.919	177
4	1:33.781	33.696	170	32.548	206	27.537	175	23	1:33.013	33.678	170	32.341	206	26.994	176
5	1:34.179	33.970	168	32.698	206	27.511	175	24	1:33.168	33.475	170	32.453	206	27.240	176
6	1:32.896	33.570	169	32.458	204	26.868	177	25	1:33.703	33.768	170	32.622	206	27.313	175
7	1:32.734	33.538	170	32.280	205	26.916	177	26	1:34.021	33.885	168	32.649	205	27.487	176
8	1:33.263	33.460	170	32.804	203	26.999	176	27	1:33.955	33.864	169	32.793	204	27.298	175
9	1:33.433	33.717	169	32.582	203	27.134	175	28	1:34.387	33.755	169	33.070	206	27.562	176
10	1:40.148	34.042	158	37.061	192	29.045	171	29	1:34.599	34.184	169	32.818	206	27.597	176
11	1:39.757	33.956	167	34.759	201	31.042	111	30	1:33.865	34.047	170	32.599	204	27.219	175
12	2:33.193	57.446	68	56.821	76	38.926	176	31	1:33.625	33.833	170	32.624	204	27.168	176
13	1:34.055	34.202	169	32.600	204	27.253	176	32	1:34.279	33.643	170	32.776	206	27.860	176
14	1:33.412	33.658	170	32.545	204	27.209	176	33	1:35.463	34.050	171	33.560	205	27.853	175
15	1:33.307	33.571	170	32.749	204	26.987	177	34	1:36.429	34.489	169	33.842	204	28.098	176
16	1:33.414	33.637	170	32.635	205	27.142	177	35	1:35.340	34.497	171	32.886	206	27.957	175
17	1:34.205	33.583	170	32.798	205	27.824	174	36	1:35.095	34.134	170	33.324	206	27.637	176
18	1:40.667	33.640	170	32.336	205			37	1:34.771	34.288	168	33.054	203	27.429	176
19	3:19.354	2:19.262	167	32.814	206	27.278	175								



Datenservice und Zeitnahme:
wige SOLUTIONS GmbH & Co.KG, Meckenheim

Page 2

printed : 11.8.2024 - 18:06



Porsche Sports Cup Oschersleben

10. - 11. August 2024

Motorsport Arena Oschersleben, Länge 3667 m

Porsche Endurance Challenge

Sektoren / Lap by Lap Rennen

PORSCHE

20 JAHRE
SPORTS CUP
DEUTSCHLAND

DMSB Reg.Nr. R14213/24

54 Peter Lobeck , Cayman GT4 Clubsport (982) / DEU

Theoretische Bestzeit: 1:32.137

Lap	Time	S1	S2	S3	Vmax	Lap	Time	S1	S2	S3	Vmax				
1	1:42.219	40.888	170	33.626	205	27.705	178	20	1:34.179	33.436	173	33.296	194	27.447	179
2	1:34.952	34.276	173	33.221	205	27.455	179	21	1:32.481	33.406	175	32.229	207	26.846	179
3	1:34.859	33.993	173	32.656	206	28.210	179	22	1:32.294	33.282	174	32.134	208	26.878	180
4	1:34.076	33.990	173	32.510	207	27.576	178	23	1:32.692	33.545	174	32.266	208	26.881	180
5	1:34.968	33.880	173	32.917	207	28.171	175	24	1:32.529	33.444	174	32.121	208	26.964	178
6	1:33.753	34.217	173	32.411	207	27.125	179	25	1:32.929	33.696	173	32.261	208	26.972	179
7	1:33.881	34.045	173	32.535	207	27.301	178	26	1:32.927	33.823	175	32.137	207	26.967	179
8	1:33.686	33.868	173	32.635	206	27.183	179	27	1:33.232	33.658	175	32.473	206	27.101	179
9	1:33.288	33.572	173	32.280	207	27.436	178	28	1:32.982	33.777	175	32.319	207	26.886	179
10	1:38.955	33.913	160	36.949	169	28.093	177	29	1:33.006	33.611	174	32.507	207	26.888	180
11	1:39.515	34.865	160	33.944	206	30.706	116	30	1:33.733	33.531	175	33.192	206	27.010	180
12	2:32.659	57.242	69	56.769	70	38.648	178	31	1:33.310	33.687	175	32.592	206	27.031	180
13	1:34.962	34.639	169	32.921	206	27.402	179	32	1:34.493	34.524	175	32.845	206	27.124	179
14	1:33.355	33.626	173	32.715	206	27.014	179	33	1:33.661	33.808	175	32.677	208	27.176	178
15	1:33.255	33.698	173	32.400	207	27.157	179	34	1:34.515	33.975	176	33.012	207	27.528	178
16	1:41.683	34.036	173	32.313	207			35	1:35.225	34.187	175	32.921	193	28.117	180
17	3:12.215	2:12.953	173	32.031	207	27.231	179	36	1:34.377	34.014	176	33.057	205	27.306	179
18	1:33.426	33.675	174	32.775	207	26.976	179	37	1:33.956	33.779	175	32.696	207	27.481	179
19	1:32.692	33.648	173	32.220	206	26.824	179								

56 Alexandra Vateva , 911 GT3 Cup (992) / BUL

Theoretische Bestzeit: 1:27.206

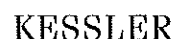
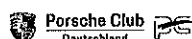
Lap	Time	S1	S2	S3	Vmax	Lap	Time	S1	S2	S3	Vmax				
1	1:36.937	37.451	178	32.680	213	26.806	187	18	1:27.777	31.569	183	30.729	216	25.479	187
2	1:32.283	33.505	182	32.309	216	26.469	187	19	1:27.473	31.544	182	30.440	216	25.489	187
3	1:31.413	33.159	181	31.893	215	26.361	188	20	1:27.487	31.518	182	30.500	215	25.469	186
4	1:31.463	32.886	180	31.912	216	26.665	186	21	1:27.513	31.535	182	30.484	216	25.494	186
5	1:30.299	32.481	183	31.665	216	26.153	187	22	1:27.546	31.558	183	30.697	216	25.291	187
6	1:30.883	32.940	181	31.541	216	26.402	188	23	1:27.377	31.475	182	30.518	218	25.384	187
7	1:31.667	33.199	169	31.970	216	26.498	185	24	1:28.763	31.773	182	30.616	217	26.374	188
8	1:30.502	33.368	182	31.273	217	25.861	188	25	1:30.210	32.915	180	31.359	216	25.936	187
9	1:30.348	32.505	182	31.378	216	26.465	182	26	1:28.140	31.741	182	30.721	214	25.678	188
10	1:31.294	32.724	183	31.121	216	27.449	185	27	1:28.663	31.793	182	31.350	216	25.520	187
11	2:09.037	34.250	172	49.129	86	45.658	103	28	1:27.615	31.717	182	30.503	217	25.395	188
12	2:36.012	57.139	81	57.311	89	41.562	183	29	1:28.258	32.077	183	30.687	217	25.494	188
13	1:33.054	34.581	181	32.294	216	26.179	187	30	1:29.384	32.132	182	31.161	215	26.091	187
14	1:29.627	32.417	181	31.300	217	25.910	187	31	1:28.343	31.854	181	30.928	216	25.561	187
15	1:29.625	32.288	182	31.426	215	25.911	187	32	1:28.975	31.956	183	31.056	216	25.963	187
16	1:39.657	32.150	183	32.357	216			33	1:30.885	32.378	180	32.600	214	25.907	185
17	3:07.564	2:10.785	181	30.779	215	26.000	188	34	1:29.046	32.045	180	31.001	213	26.000	185



Datenservice und Zeitnahme:
wige SOLUTIONS GmbH & Co.KG, Meckenheim

Page 3

printed : 11.8.2024 - 18:06



Porsche Sports Cup Oschersleben

10. - 11. August 2024

Motorsport Arena Oschersleben, Länge 3667 m

Porsche Endurance Challenge

Sektoren / Lap by Lap Rennen

PORSCHE

20 JAHRE
SPORTS CUP
DEUTSCHLAND

DMSB Reg.Nr. R14213/24

77 Luis Franco , 911 GT3 Cup (992) / DEU

Theoretische Bestzeit: 1:27.607

Lap	Time	S1	S2	S3	Vmax	Lap	Time	S1	S2	S3	Vmax				
1	1:38.224	38.729	172	32.805	213	26.690	186	20	1:27.637	31.694	183	30.483	217	25.460	189
2	1:32.402	33.413	177	32.035	214	26.954	188	21	1:29.170	32.218	184	31.067	218	25.885	190
3	1:31.016	32.970	178	31.515	217	26.531	187	22	1:28.818	31.977	183	30.996	218	25.845	191
4	1:31.173	32.892	178	31.832	216	26.449	186	23	1:29.028	32.056	183	31.156	219	25.816	189
5	1:30.561	32.930	179	31.410	216	26.221	187	24	1:28.726	32.050	181	30.924	219	25.752	186
6	1:31.326	33.531	180	31.590	213	26.205	187	25	1:29.035	31.938	183	31.380	216	25.717	188
7	1:30.692	32.750	180	31.438	216	26.504	187	26	1:28.146	31.814	183	30.724	217	25.608	189
8	1:30.847	33.415	179	31.324	215	26.108	188	27	1:27.744	31.721	184	30.461	218	25.562	190
9	1:29.927	32.460	181	31.260	216	26.207	185	28	1:28.650	32.027	183	30.627	218	25.996	186
10	1:33.873	33.384	177	32.511	165	27.978	184	29	1:29.691	32.002	183	31.149	217	26.540	189
11	2:07.608	33.511	178	48.301	98	45.796	86	30	1:29.974	32.158	184	31.531	219	26.285	190
12	2:35.145	56.990	84	57.755	95	40.400	184	31	1:30.838	32.123	183	31.527	218	27.188	185
13	1:33.597	34.711	177	32.258	213	26.628	187	32	1:30.177	32.063	184	31.333	217	26.781	188
14	1:30.069	32.672	181	31.241	215	26.156	187	33	1:29.540	31.975	183	31.466	216	26.099	189
15	1:29.947	32.424	181	31.493	214	26.030	188	34	1:28.340	31.862	184	30.610	217	25.868	190
16	1:30.688	32.738	181	31.203	215	26.747	185	35	1:31.704	32.312	182	33.614	216	25.778	190
17	1:39.275	32.643	181	31.640	213			36	1:29.577	32.436	184	31.165	216	25.976	189
18	3:08.268	2:11.737	182	30.920	216	25.611	190	37	1:28.669	31.908	184	30.864	217	25.897	189
19	1:28.885	31.686	183	31.515	214	25.684	188	38	1:28.893	32.064	183	30.895	218	25.934	189

79 Janusz Szymanski , 911 GT3 Cup (992) / POL

Theoretische Bestzeit: 1:27.051

Lap	Time	S1	S2	S3	Vmax	Lap	Time	S1	S2	S3	Vmax				
1	1:37.554	38.740	175	32.302	213	26.512	186	20	1:27.130	31.541	181	30.317	216	25.272	186
2	1:32.043	33.438	178	32.179	215	26.426	185	21	1:27.312	31.552	182	30.404	215	25.356	186
3	1:31.640	33.365	179	31.786	215	26.489	185	22	1:27.112	31.516	181	30.305	216	25.291	187
4	1:31.179	32.896	179	31.913	215	26.370	185	23	1:27.292	31.502	181	30.443	216	25.347	187
5	1:30.481	32.795	178	31.691	215	25.995	185	24	1:29.316	31.648	182	31.010	216	26.658	185
6	1:30.671	32.780	179	31.887	216	26.004	186	25	1:27.273	31.587	181	30.334	216	25.352	187
7	1:31.189	32.494	179	31.736	214	26.959	179	26	1:27.531	31.627	180	30.330	216	25.574	185
8	1:30.417	33.300	181	31.215	216	25.902	187	27	1:28.280	31.855	181	30.999	216	25.426	187
9	1:30.442	32.473	182	31.398	215	26.571	180	28	1:27.462	31.502	181	30.473	216	25.487	187
10	1:31.178	32.694	181	31.011	213	27.473	183	29	1:28.377	31.775	182	30.824	216	25.778	185
11	2:08.806	34.189	174	48.758	91	45.859	104	30	1:27.442	31.540	182	30.486	216	25.416	187
12	2:36.398	56.706	90	57.319	95	42.373	182	31	1:27.823	31.625	182	30.799	215	25.399	188
13	1:32.282	34.350	178	31.922	213	26.010	185	32	1:27.638	31.701	181	30.486	216	25.451	188
14	1:29.756	32.353	180	31.541	214	25.862	186	33	1:27.861	31.887	181	30.565	216	25.409	188
15	1:29.463	32.400	180	31.245	214	25.818	185	34	1:27.725	31.746	180	30.601	216	25.378	187
16	1:40.073	32.579	177	32.725	214			35	1:28.602	31.474	182	31.538	207	25.590	187
17	3:07.733	2:10.881	178	30.772	214	26.080	187	36	1:28.095	31.749	182	30.797	215	25.549	187
18	1:27.715	31.663	180	30.702	216	25.350	187	37	1:27.964	31.815	180	30.604	216	25.545	188
19	1:27.268	31.533	180	30.367	216	25.368	187	38	1:28.366	31.934	181	30.707	215	25.725	186

87 Helmut Rödiger , 911 GT3 Cup (992) / DEU

Theoretische Bestzeit: 1:29.942

Lap	Time	S1	S2	S3	Vmax	Lap	Time	S1	S2	S3	Vmax				
1	1:36.664	37.295	177	32.589	211	26.780	185	6	1:30.902	32.987	181	31.441	213	26.474	186
2	1:32.310	33.443	180	32.016	213	26.851	184	7	1:30.955	32.617	180	31.680	213	26.658	183
3	1:31.346	33.244	179	31.805	214	26.297	186	8	1:29.942	32.617	182	31.148	214	26.177	187
4	1:31.380	33.080	179	31.734	214	26.566	186	9	6:27.887	32.691	179	31.160	214	5:24.036	53
5	1:30.513	32.674	181	31.464	213	26.375	184	10	1:57.121	41.798	157	34.666	198		



Datenservice und Zeitnahme:
wige SOLUTIONS GmbH & Co.KG, Meckenheim

Page 4

printed : 11.8.2024 - 18:06



Porsche Sports Cup Oschersleben

10. - 11. August 2024

Motorsport Arena Oschersleben, Länge 3667 m

Porsche Endurance Challenge

Sektoren / Lap by Lap Rennen

PORSCHE

20 JAHRE
SPORTS CUP
DEUTSCHLAND

DMSB Reg.Nr. R14213/24

92 Marco Seebach , Cayman GT4 RS Clubsport (982) / DEU

Theoretische Bestzeit: 1:32.704

Lap	Time	S1	S2	S3	Vmax	Lap	Time	S1	S2	S3	Vmax				
1	1:40.878	40.201	171	33.295	206	27.382	178	20	1:33.379	33.677	175	32.589	207	27.113	179
2	1:34.617	33.720	175	33.686	207	27.211	178	21	1:33.202	33.649	175	32.426	207	27.127	179
3	1:33.227	33.558	174	32.656	208	27.013	178	22	1:33.696	33.832	174	32.704	208	27.160	180
4	1:33.833	33.530	173	32.900	205	27.403	173	23	1:33.468	33.705	174	32.582	208	27.181	179
5	1:33.208	33.637	173	32.383	208	27.188	179	24	1:33.444	33.558	175	32.646	208	27.240	179
6	1:33.553	33.756	173	32.518	207	27.279	179	25	1:33.658	33.759	174	32.576	208	27.323	177
7	1:34.323	33.898	164	33.132	208	27.293	179	26	1:34.048	33.830	174	32.871	206	27.347	179
8	1:33.421	33.622	173	32.631	207	27.168	178	27	1:33.856	33.808	174	32.630	208	27.418	180
9	1:32.889	33.363	174	32.331	207	27.195	179	28	1:34.450	33.822	173	33.216	208	27.412	179
10	1:35.841	33.924	175	33.444	206	28.473	176	29	1:35.128	34.022	174	33.061	207	28.045	176
11	1:45.885	35.256	170	33.888	206	36.741	94	30	1:34.990	34.296	174	33.050	207	27.644	178
12	2:33.727	57.739	68	56.905	78	39.083	178	31	1:34.313	33.910	175	32.823	207	27.580	181
13	1:33.995	34.221	171	32.710	207	27.064	178	32	1:35.140	34.115	175	33.361	208	27.664	180
14	1:33.738	33.874	174	32.642	206	27.222	178	33	1:34.879	33.907	175	33.240	208	27.732	178
15	1:33.257	33.638	173	32.609	208	27.010	179	34	1:35.695	34.313	175	33.418	206	27.964	178
16	1:33.439	33.667	174	32.632	207	27.140	178	35	1:35.507	34.411	174	33.276	206	27.820	178
17	1:41.747	33.643	174	32.746	208			36	1:35.767	34.236	175	33.626	206	27.905	180
18	3:18.535	2:18.253	174	32.524	206	27.758	179	37	1:36.084	34.286	174	33.515	206	28.283	178
19	1:33.833	34.095	172	32.619	207	27.119	180								

96 Jan Nick , Cayman GT4 Clubsport (982) / DEU

Theoretische Bestzeit: 1:33.808

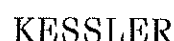
Lap	Time	S1	S2	S3	Vmax	Lap	Time	S1	S2	S3	Vmax				
1	1:46.530	43.675	163	35.037	201	27.818	170	19	1:35.577	34.101	167	34.115	199	27.361	171
2	1:35.350	34.474	166	33.299	202	27.577	172	20	1:34.252	34.218	168	32.735	201	27.299	172
3	1:35.740	34.450	166	33.507	201	27.783	170	21	1:34.164	34.003	168	32.913	201	27.248	172
4	1:35.177	34.250	165	33.228	201	27.699	169	22	1:34.203	34.171	169	32.889	201	27.143	173
5	1:36.158	34.530	166	33.490	201	28.138	167	23	1:34.106	34.078	169	32.786	201	27.242	171
6	1:36.011	34.557	167	33.612	201	27.842	170	24	1:34.292	34.105	167	33.063	201	27.124	173
7	1:35.739	34.730	166	33.214	201	27.795	171	25	1:35.380	34.534	167	33.415	177	27.431	172
8	1:35.025	34.189	166	33.295	201	27.541	172	26	1:34.893	34.089	168	33.463	201	27.341	172
9	1:35.220	34.333	166	33.007	201	27.880	169	27	1:36.122	34.573	169	33.410	182	28.139	171
10	1:38.608	34.957	165	35.143	190	28.508	169	28	1:34.860	34.281	165	32.919	202	27.660	171
11	1:37.577	34.974	166	34.133	201	28.470	169	29	1:34.937	33.949	166	33.657	201	27.331	172
12	2:22.685	47.365	56	56.746	57	38.574	171	30	1:41.111	40.096	167	33.377	200	27.638	170
13	1:35.975	34.442	164	33.865	202	27.668	171	31	1:35.629	34.579	169	33.351	198	27.699	170
14	1:35.095	34.401	167	33.267	199	27.427	172	32	1:35.054	34.321	167	33.106	202	27.627	171
15	1:34.766	34.266	166	33.138	200	27.362	172	33	1:35.660	34.455	168	33.353	199	27.852	170
16	1:35.485	34.261	166	33.308	202	27.916	169	34	1:35.510	34.485	167	33.130	201	27.895	171
17	1:48.401	34.977	166	33.071	202			35	1:35.641	34.328	169	33.405	200	27.908	169
18	3:14.374	2:13.688	167	33.088	202	27.598	172	36	1:36.263	34.807	167	33.499	199	27.957	170



Datenservice und Zeitnahme:
wige SOLUTIONS GmbH & Co.KG, Meckenheim

Page 5

printed : 11.8.2024 - 18:06



Porsche Sports Cup Oschersleben

10. - 11. August 2024

Motorsport Arena Oschersleben, Länge 3667 m

Porsche Endurance Challenge

Sektoren / Lap by Lap Rennen

PORSCHE

20 JAHRE
SPORTS CUP
DEUTSCHLAND

DMSB Reg.Nr. R14213/24

97 Arkadiusz Grycz , Cayman GT4 RS Clubsport (982) / POL

Theoretische Bestzeit: 1:33.790

Lap	Time	S1	S2	S3	Vmax	Lap	Time	S1	S2	S3	Vmax				
1	1:43.249	42.135	165	33.594	207	27.520	180	19	1:44.481	34.173	174	33.464	208		
2	1:36.347	35.178	171	33.542	207	27.627	179	20	3:26.286	2:25.246	174	33.114	206	27.926	172
3	1:34.840	33.995	173	32.985	208	27.860	179	21	1:35.573	34.275	175	33.215	208	28.083	178
4	1:34.679	34.026	173	32.937	207	27.716	179	22	1:35.104	34.037	175	33.214	209	27.853	179
5	1:34.412	33.721	172	33.064	208	27.627	179	23	1:36.177	34.167	174	33.822	208	28.188	177
6	1:34.258	33.851	172	32.730	208	27.677	179	24	1:36.442	35.079	173	33.399	208	27.964	179
7	1:34.413	33.705	173	32.809	207	27.899	179	25	1:37.657	34.839	173	34.491	185	28.327	179
8	1:34.389	33.905	174	32.873	207	27.611	179	26	1:37.149	35.162	166	33.848	208	28.139	180
9	1:34.466	33.692	174	32.816	207	27.958	179	27	1:36.030	34.556	167	33.451	209	28.023	180
10	1:38.076	34.140	173	34.648	204	29.288	177	28	1:35.397	34.044	174	33.179	208	28.174	179
11	1:36.351	34.662	172	33.430	206	28.259	150	29	1:35.796	34.321	175	33.493	208	27.982	179
12	2:32.565	56.449	67	57.071	59	39.045	178	30	1:35.961	34.703	173	33.131	208	28.127	179
13	1:34.888	34.108	173	33.123	208	27.657	179	31	1:35.828	34.323	175	33.315	209	28.190	179
14	1:34.528	33.828	173	33.001	208	27.699	179	32	1:35.733	34.492	175	33.100	208	28.141	177
15	1:34.441	33.821	174	32.938	208	27.682	179	33	1:35.805	34.295	173	33.343	208	28.167	179
16	1:34.366	33.540	175	32.990	208	27.836	179	34	1:37.352	34.471	175	34.675	209	28.206	178
17	1:35.380	34.061	174	33.183	208	28.136	178	35	1:35.358	34.176	174	33.188	209	27.994	178
18	1:35.355	33.864	175	33.419	207	28.072	180	36	1:36.099	34.617	168	33.718	206	27.764	179

109 Lothar Schubert , Cayman GT4 Clubsport MR(982) / DEU

Theoretische Bestzeit: 1:32.576

Lap	Time	S1	S2	S3	Vmax	Lap	Time	S1	S2	S3	Vmax				
1	1:45.547	43.101	163	34.425	201	28.021	172	20	1:32.576	33.586	170	32.312	206	26.678	177
2	1:35.274	34.783	166	33.085	201	27.406	173	21	1:33.853	34.592	170	32.478	205	26.783	177
3	1:35.255	34.319	168	33.139	204	27.797	174	22	1:33.119	33.869	165	32.421	205	26.829	176
4	1:34.692	34.190	168	33.066	202	27.436	174	23	1:33.353	34.010	170	32.424	206	26.919	175
5	1:34.513	34.162	167	32.964	203	27.387	174	24	1:32.965	33.637	170	32.494	206	26.834	176
6	1:34.956	34.264	169	33.125	202	27.567	172	25	1:33.297	33.777	170	32.544	205	26.976	176
7	1:34.984	34.139	169	33.184	202	27.661	173	26	1:33.190	33.656	170	32.562	206	26.972	176
8	1:35.568	34.258	168	33.508	201	27.802	174	27	1:33.681	33.796	170	32.762	203	27.123	176
9	1:35.670	34.380	168	33.159	202	28.131	172	28	1:33.705	33.830	170	32.530	204	27.345	175
10	1:37.321	34.693	166	34.233	201	28.395	173	29	1:33.904	33.984	171	32.705	205	27.215	175
11	1:36.913	34.642	169	34.000	200	28.271	174	30	1:33.544	33.771	170	32.736	206	27.037	176
12	2:28.438	53.007	65	56.903	60	38.528	173	31	1:34.285	33.915	171	32.849	205	27.521	175
13	1:36.178	34.343	169	34.093	201	27.742	175	32	1:35.057	34.283	170	33.193	203	27.581	175
14	1:34.908	34.360	169	33.110	203	27.438	175	33	1:34.982	34.118	170	33.129	204	27.735	173
15	1:34.740	34.244	169	32.936	204	27.560	175	34	1:35.388	34.272	170	33.145	204	27.971	173
16	1:44.653	34.429	168	33.501	203			35	1:35.532	34.518	170	33.345	204	27.669	176
17	3:13.837	2:14.076	170	32.884	204	26.877	176	36	1:35.974	34.360	171	33.822	203	27.792	176
18	1:33.139	33.797	170	32.560	206	26.782	177	37	1:35.934	34.304	170	33.452	204	28.178	173
19	1:34.060	33.709	170	33.131	204	27.220	176								



Datenservice und Zeitnahme:
wige SOLUTIONS GmbH & Co.KG, Meckenheim

Page 6

printed : 11.8.2024 - 18:06



Porsche Sports Cup Oschersleben

10. - 11. August 2024

Motorsport Arena Oschersleben, Länge 3667 m

Porsche Endurance Challenge

Sektoren / Lap by Lap Rennen

PORSCHE

20 JAHRE
SPORTS CUP
DEUTSCHLAND

DMSB Reg.Nr. R14213/24

110 Paul-Henry Schubert , Cayman GT4 RS Clubsport (982) / DEU

Theoretische Bestzeit: 1:32.219

Lap	Time	S1	S2	S3	Vmax	Lap	Time	S1	S2	S3	Vmax				
1	1:42.694	41.714	171	33.397	208	27.583	181	20	3:12.378	2:13.300	176	32.283	208	26.795	181
2	1:34.800	34.539	170	33.088	208	27.173	181	21	1:32.760	33.459	177	32.362	209	26.939	181
3	1:34.248	33.855	173	32.684	209	27.709	179	22	1:38.157	38.916	175	32.274	209	26.967	181
4	1:32.553	33.208	174	32.372	208	26.973	178	23	1:38.580	38.859	175	32.662	210	27.059	181
5	1:32.418	33.218	174	32.257	210	26.943	180	24	1:33.473	33.569	176	32.773	209	27.131	181
6	1:32.850	33.294	174	32.462	209	27.094	180	25	1:33.616	33.769	176	32.714	209	27.133	181
7	1:32.701	33.568	175	32.379	208	26.754	181	26	1:33.695	33.696	175	32.656	209	27.343	180
8	1:33.217	33.555	173	32.606	208	27.056	181	27	1:33.932	33.690	176	32.787	209	27.455	180
9	1:33.080	33.303	175	32.409	208	27.368	179	28	1:33.998	33.745	176	32.751	209	27.502	181
10	1:35.196	33.337	175	33.166	208	28.693	179	29	1:34.011	33.555	176	33.040	208	27.416	180
11	1:45.956	34.105	175	33.425	206	38.426	96	30	1:35.040	34.209	176	32.968	208	27.863	179
12	2:34.870	58.152	79	57.140	82	39.578	181	31	1:34.472	34.020	176	33.071	208	27.381	180
13	1:33.840	34.216	175	32.612	208	27.012	180	32	1:35.241	33.813	176	33.280	208	28.148	179
14	1:32.479	33.296	176	32.376	208	26.807	182	33	1:35.901	34.288	174	33.892	207	27.721	179
15	1:32.577	33.266	175	32.360	208	26.951	181	34	1:36.967	34.996	173	33.920	207	28.051	181
16	1:32.699	33.490	177	32.267	209	26.942	181	35	1:35.204	34.290	175	33.079	208	27.835	180
17	1:32.877	33.227	176	32.494	209	27.156	181	36	1:35.218	33.992	175	33.483	208	27.743	179
18	1:33.913	33.338	176	32.560	208	28.015	180	37	1:36.308	34.748	172	33.686	205	27.874	179
19	1:40.345	33.651	175	32.567	208										

127 Christoph Krombach , Cayman GT4 Clubsport MR(982) / DEU

Theoretische Bestzeit: 1:33.723

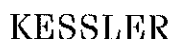
Lap	Time	S1	S2	S3	Vmax	Lap	Time	S1	S2	S3	Vmax				
1	1:44.610	42.529	166	34.474	201	27.607	173	20	1:34.946	34.521	167	32.976	202	27.449	172
2	1:35.493	34.348	167	33.490	201	27.655	173	21	1:35.394	34.206	166	33.782	201	27.406	172
3	1:35.348	34.633	166	33.188	202	27.527	172	22	1:34.670	34.036	168	33.135	201	27.499	172
4	1:34.646	34.251	166	32.954	201	27.441	173	23	1:34.744	34.218	167	32.777	202	27.749	170
5	1:34.594	34.218	167	33.015	202	27.361	173	24	1:34.490	33.958	167	33.163	200	27.369	172
6	1:34.180	33.892	168	33.015	201	27.273	172	25	1:33.991	33.787	166	32.894	202	27.310	171
7	1:34.284	33.903	166	32.792	202	27.589	172	26	1:36.361	35.066	164	33.204	201	28.091	169
8	1:34.483	34.023	167	33.149	201	27.311	173	27	1:35.771	34.123	168	33.466	198	28.182	168
9	1:34.552	33.948	167	33.112	201	27.492	173	28	1:35.168	34.143	167	32.824	202	28.201	169
10	1:38.703	35.017	164	35.198	201	28.488	172	29	1:34.972	34.346	167	32.991	202	27.635	171
11	1:38.409	35.190	166	34.659	196	28.560	169	30	1:34.496	34.264	165	32.821	202	27.411	173
12	2:29.320	53.427	64	56.964	61	38.929	173	31	1:34.080	33.902	165	32.883	201	27.295	172
13	1:35.684	34.429	167	33.819	201	27.436	173	32	1:36.603	33.992	166	35.239	201	27.372	173
14	1:34.772	34.317	167	33.098	201	27.357	173	33	1:34.408	33.731	166	32.958	201	27.719	171
15	1:34.927	34.223	166	33.177	201	27.527	173	34	1:35.218	34.430	167	33.070	201	27.718	171
16	1:34.874	33.977	167	33.230	201	27.667	173	35	1:35.210	34.075	167	33.578	201	27.557	172
17	1:42.975	34.121	167	33.126	201			36	1:34.971	34.057	166	33.326	200	27.588	171
18	3:13.978	2:13.932	165	32.831	203	27.215	172	37	1:35.235	34.189	165	33.397	201	27.649	171
19	1:34.706	34.084	168	33.120	201	27.502	173								



Datenservice und Zeitnahme:
wige SOLUTIONS GmbH & Co.KG, Meckenheim

Page 7

printed : 11.8.2024 - 18:06



Porsche Sports Cup Oschersleben

10. - 11. August 2024

Motorsport Arena Oschersleben, Länge 3667 m

Porsche Endurance Challenge

Sektoren / Lap by Lap Rennen

PORSCHE

20 JAHRE
SPORTS CUP
DEUTSCHLAND

DMSB Reg.Nr. R14213/24

134 Andreas Schaflitzl , 911 GT3 Cup (991 Gen.II.) / DEU

Theoretische Bestzeit: 1:27.805

Lap	Time	S1	S2	S3	Vmax	Lap	Time	S1	S2	S3	Vmax				
1	1:39.677	38.964	183	32.929	221	27.784	194	20	1:28.465	31.736	191	30.924	224	25.805	195
2	1:31.462	32.711	187	31.946	224	26.805	194	21	1:27.965	31.598	191	30.679	225	25.688	195
3	1:31.500	33.201	187	31.704	225	26.595	194	22	1:28.272	31.621	191	30.906	225	25.745	195
4	1:31.151	32.555	187	32.030	224	26.566	193	23	1:28.102	31.674	191	30.601	226	25.827	192
5	1:30.884	32.831	186	31.579	225	26.474	193	24	1:28.173	31.711	190	30.756	225	25.706	193
6	1:30.811	32.686	186	31.695	224	26.430	195	25	1:29.223	31.925	191	31.307	225	25.991	194
7	1:30.792	32.647	187	31.756	225	26.389	194	26	1:28.615	32.037	186	30.823	225	25.755	194
8	1:30.922	32.867	187	31.711	224	26.344	194	27	1:28.936	32.022	190	30.933	226	25.981	194
9	1:30.479	32.396	188	31.509	224	26.574	192	28	1:28.446	31.830	190	30.902	225	25.714	194
10	1:33.015	32.591	187	32.261	185	28.163	186	29	1:28.900	32.105	187	30.948	226	25.847	194
11	2:07.475	34.559	185	47.317	89	45.599	93	30	1:28.668	31.811	189	30.965	225	25.892	196
12	2:35.571	57.591	88	57.354	89	40.626	192	31	1:28.801	31.887	192	30.793	225	26.121	194
13	1:33.228	34.097	184	32.474	222	26.657	193	32	1:28.921	31.892	190	31.065	226	25.964	194
14	1:32.331	33.119	185	31.995	222	27.217	185	33	1:29.790	32.128	190	31.597	226	26.065	194
15	1:32.424	33.008	187	32.312	222	27.104	192	34	1:30.412	33.012	188	31.206	225	26.194	194
16	1:32.496	33.051	186	32.126	220	27.319	194	35	1:29.197	32.029	191	31.044	225	26.124	193
17	1:42.244	33.327	187	32.249	222			36	1:29.210	32.149	191	30.991	226	26.070	195
18	3:07.612	2:11.229	190	30.777	225	25.606	195	37	1:29.208	32.068	191	31.068	226	26.072	195
19	1:28.608	31.685	189	30.907	225	26.016	194	38	1:29.161	31.929	191	31.289	225	25.943	194

143 Niklas Kalus , Cayman GT4 RS Clubsport (982) / DEU

Theoretische Bestzeit: 1:31.677

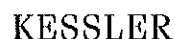
Lap	Time	S1	S2	S3	Vmax	Lap	Time	S1	S2	S3	Vmax				
1	1:41.035	40.415	172	33.286	207	27.334	181	20	1:40.587	33.108	175	32.505	203		
2	1:33.249	33.788	175	32.772	208	26.689	181	21	3:10.952	2:12.043	174	32.056	208	26.853	180
3	1:32.092	33.193	175	32.252	208	26.647	181	22	1:32.137	33.111	175	32.167	207	26.859	180
4	1:32.397	33.121	174	32.290	208	26.986	180	23	1:32.489	33.091	175	32.340	208	27.058	179
5	1:32.347	33.252	175	32.328	208	26.767	180	24	1:33.275	33.701	175	32.408	208	27.166	180
6	1:32.482	33.169	175	32.379	208	26.934	181	25	1:32.537	33.409	175	32.274	209	26.854	180
7	1:32.661	33.190	173	32.620	206	26.851	180	26	1:32.452	33.164	175	32.258	208	27.030	180
8	1:32.264	33.103	175	32.160	206	27.001	180	27	1:32.973	33.212	175	32.625	205	27.136	179
9	1:32.185	33.176	175	32.095	207	26.914	179	28	1:32.361	33.249	176	32.198	208	26.914	180
10	1:41.395	33.325	174	36.724	141	31.346	175	29	1:32.808	33.314	175	32.413	208	27.081	180
11	1:46.703	34.714	173	33.774	204	38.215	95	30	1:32.878	33.405	175	32.505	207	26.968	180
12	2:35.495	57.572	91	57.749	82	40.174	179	31	1:33.044	33.413	175	32.505	208	27.126	179
13	1:33.514	34.102	174	32.377	210	27.035	179	32	1:33.149	33.684	175	32.375	207	27.090	179
14	1:32.079	33.055	175	32.191	208	26.833	180	33	1:33.318	33.613	175	32.435	208	27.270	180
15	1:32.460	33.149	175	32.373	208	26.938	180	34	1:33.176	33.323	176	32.570	206	27.283	180
16	1:32.371	33.050	175	32.173	209	27.148	181	35	1:33.891	33.869	175	32.628	208	27.394	179
17	1:32.812	33.254	176	32.383	209	27.175	180	36	1:33.810	33.726	176	32.840	208	27.244	179
18	1:32.158	32.974	176	32.363	207	26.821	181	37	1:34.376	33.719	174	32.776	208	27.881	136
19	1:32.701	33.252	171	32.601	209	26.848	180								



Datenservice und Zeitnahme:
wige SOLUTIONS GmbH & Co.KG, Meckenheim

Page 8

printed : 11.8.2024 - 18:06



Porsche Sports Cup Oschersleben

10. - 11. August 2024

Motorsport Arena Oschersleben, Länge 3667 m

Porsche Endurance Challenge

Sektoren / Lap by Lap Rennen

PORSCHE

20 JAHRE
SPORTS CUP
DEUTSCHLAND

DMSB Reg.Nr. R14213/24

134 Andreas Schafplitz , 911 GT3 Cup (991 Gen.II.) / DEU

Theoretische Bestzeit: 1:27.805

Lap	Time	S1	S2	S3	Vmax	Lap	Time	S1	S2	S3	Vmax				
1	1:39.677	38.964	183	32.929	221	27.784	194	20	1:28.465	31.736	191	30.924	224	25.805	195
2	1:31.462	32.711	187	31.946	224	26.805	194	21	1:27.965	31.598	191	30.679	225	25.688	195
3	1:31.500	33.201	187	31.704	225	26.595	194	22	1:28.272	31.621	191	30.906	225	25.745	195
4	1:31.151	32.555	187	32.030	224	26.566	193	23	1:28.102	31.674	191	30.601	226	25.827	192
5	1:30.884	32.831	186	31.579	225	26.474	193	24	1:28.173	31.711	190	30.756	225	25.706	193
6	1:30.811	32.686	186	31.695	224	26.430	195	25	1:29.223	31.925	191	31.307	225	25.991	194
7	1:30.792	32.647	187	31.756	225	26.389	194	26	1:28.615	32.037	186	30.823	225	25.755	194
8	1:30.922	32.867	187	31.711	224	26.344	194	27	1:28.936	32.022	190	30.933	226	25.981	194
9	1:30.479	32.396	188	31.509	224	26.574	192	28	1:28.446	31.830	190	30.902	225	25.714	194
10	1:33.015	32.591	187	32.261	185	28.163	186	29	1:28.900	32.105	187	30.948	226	25.847	194
11	2:07.475	34.559	185	47.317	89	45.599	93	30	1:28.668	31.811	189	30.965	225	25.892	196
12	2:35.571	57.591	88	57.354	89	40.626	192	31	1:28.801	31.887	192	30.793	225	26.121	194
13	1:33.228	34.097	184	32.474	222	26.657	193	32	1:28.921	31.892	190	31.065	226	25.964	194
14	1:32.331	33.119	185	31.995	222	27.217	185	33	1:29.790	32.128	190	31.597	226	26.065	194
15	1:32.424	33.008	187	32.312	222	27.104	192	34	1:30.412	33.012	188	31.206	225	26.194	194
16	1:32.496	33.051	186	32.126	220	27.319	194	35	1:29.197	32.029	191	31.044	225	26.124	193
17	1:42.244	33.327	187	32.249	222			36	1:29.210	32.149	191	30.991	226	26.070	195
18	3:07.612	2:11.229	190	30.777	225	25.606	195	37	1:29.208	32.068	191	31.068	226	26.072	195
19	1:28.608	31.685	189	30.907	225	26.016	194	38	1:29.161	31.929	191	31.289	225	25.943	194

143 Niklas Kalus , Cayman GT4 RS Clubsport (982) / DEU

Theoretische Bestzeit: 1:31.677

Lap	Time	S1	S2	S3	Vmax	Lap	Time	S1	S2	S3	Vmax				
1	1:41.035	40.415	172	33.286	207	27.334	181	20	1:40.587	33.108	175	32.505	203		
2	1:33.249	33.788	175	32.772	208	26.689	181	21	3:10.952	2:12.043	174	32.056	208	26.853	180
3	1:32.092	33.193	175	32.252	208	26.647	181	22	1:32.137	33.111	175	32.167	207	26.859	180
4	1:32.397	33.121	174	32.290	208	26.986	180	23	1:32.489	33.091	175	32.340	208	27.058	179
5	1:32.347	33.252	175	32.328	208	26.767	180	24	1:33.275	33.701	175	32.408	208	27.166	180
6	1:32.482	33.169	175	32.379	208	26.934	181	25	1:32.537	33.409	175	32.274	209	26.854	180
7	1:32.661	33.190	173	32.620	206	26.851	180	26	1:32.452	33.164	175	32.258	208	27.030	180
8	1:32.264	33.103	175	32.160	206	27.001	180	27	1:32.973	33.212	175	32.625	205	27.136	179
9	1:32.185	33.176	175	32.095	207	26.914	179	28	1:32.361	33.249	176	32.198	208	26.914	180
10	1:41.395	33.325	174	36.724	141	31.346	175	29	1:32.808	33.314	175	32.413	208	27.081	180
11	1:46.703	34.714	173	33.774	204	38.215	95	30	1:32.878	33.405	175	32.505	207	26.968	180
12	2:35.495	57.572	91	57.749	82	40.174	179	31	1:33.044	33.413	175	32.505	208	27.126	179
13	1:33.514	34.102	174	32.377	210	27.035	179	32	1:33.149	33.684	175	32.375	207	27.090	179
14	1:32.079	33.055	175	32.191	208	26.833	180	33	1:33.318	33.613	175	32.435	208	27.270	180
15	1:32.460	33.149	175	32.373	208	26.938	180	34	1:33.176	33.323	176	32.570	206	27.283	180
16	1:32.371	33.050	175	32.173	209	27.148	181	35	1:33.891	33.869	175	32.628	208	27.394	179
17	1:32.812	33.254	176	32.383	209	27.175	180	36	1:33.810	33.726	176	32.840	208	27.244	179
18	1:32.158	32.974	176	32.363	207	26.821	181	37	1:34.376	33.719	174	32.776	208	27.881	136
19	1:32.701	33.252	171	32.601	209	26.848	180								



Datenservice und Zeitnahme:
wige SOLUTIONS GmbH & Co.KG, Meckenheim



Porsche Sports Cup Oschersleben

10. - 11. August 2024

Motorsport Arena Oschersleben, Länge 3667 m

Porsche Endurance Challenge

Sektoren / Lap by Lap Rennen

PORSCHE

20 JAHRE
SPORTS CUP
DEUTSCHLAND

DMSB Reg.Nr. R14213/24

222 Desiree Müller , Cayman GT4 RS Clubsport (982) / DEU

Theoretische Bestzeit: 1:32.981

Lap	Time	S1	S2	S3	Vmax	Lap	Time	S1	S2	S3	Vmax
1	1:50.193	43.470	169	38.205	203	28.518	178				
2	1:37.374	35.173	169	34.162	207	28.039	179				
3	1:35.607	34.289	172	33.403	208	27.915	180				
4	1:35.084	34.127	172	33.081	208	27.876	179				
5	1:34.967	34.165	171	32.939	209	27.863	178				
6	1:34.910	34.211	174	32.981	208	27.718	179				
7	1:34.513	33.773	175	32.941	209	27.799	180				
8	1:34.521	33.759	173	32.898	208	27.864	180				
9	1:34.540	33.884	174	32.858	208	27.798	178				
10	1:38.771	34.709	171	35.049	176	29.013	178				
11	1:37.176	34.840	173	33.841	204	28.495	179				
12	2:22.919	47.520	58	56.921	55	38.478	179				
13	1:35.643	34.203	173	33.675	209	27.765	181				
14	1:35.342	34.426	174	33.255	209	27.661	180				
15	1:34.735	33.832	175	33.202	209	27.701	179				
16	1:34.974	33.928	175	33.383	209	27.663	180				
17	1:45.930	34.066	173	33.119	209						
18	3:17.357	2:17.246	173	33.147	208	26.964	180				
19	1:33.702	33.545	174	33.104	208	27.053	181				
20	1:33.231	33.525	175	32.562	209	27.144	181				
21	1:33.325	33.515	176	32.755	208	27.055	181				
22	1:33.694	33.864	175	32.741	207	27.089	181				
23	1:33.588	33.911	173	32.502	209	27.175	181				
24	1:33.439	33.597	174	32.573	209	27.269	181				
25	1:33.729	33.538	173	32.679	209	27.512	179				
26	1:35.575	34.717	170	33.373	208	27.485	179				
27	1:33.818	33.659	175	32.810	207	27.349	181				
28	1:34.741	34.487	174	32.917	208	27.337	181				
29	1:34.804	34.459	174	32.927	207	27.418	181				
30	1:34.177	33.856	175	32.723	208	27.598	180				
31	1:34.298	34.082	174	32.999	208	27.217	181				
32	1:34.504	34.088	173	33.023	208	27.393	181				
33	1:34.566	33.806	174	33.421	209	27.339	181				
34	1:34.972	34.185	174	33.065	208	27.722	180				
35	1:35.594	34.449	171	33.571	208	27.574	182				
36	1:35.444	34.126	175	33.208	209	28.110	181				
37	1:35.066	34.271	173	33.387	208	27.408	180				

224 Luka Wlömer , Cayman GT4 Clubsport (982) / DEU

Theoretische Bestzeit: 1:32.875

Lap	Time	S1	S2	S3	Vmax	Lap	Time	S1	S2	S3	Vmax
1	1:42.525	41.174	166	33.669	201	27.682	174				
2	1:35.463	34.586	165	33.035	203	27.842	175				
3	1:34.814	33.821	167	32.732	204	28.261	172				
4	1:33.831	33.987	166	32.441	205	27.403	174				
5	1:34.311	33.983	167	32.696	205	27.632	172				
6	1:33.175	33.846	167	32.355	204	26.974	173				
7	1:33.981	33.615	168	32.789	201	27.577	175				
8	1:33.565	33.546	167	32.866	201	27.153	176				
9	1:33.351	33.634	167	32.394	204	27.323	174				
10	1:39.261	34.232	166	36.364	193	28.665	171				
11	1:39.435	34.958	168	33.713	203	30.764	114				
12	2:32.696	57.111	70	56.748	74	38.837	173				
13	1:34.766	34.635	166	32.958	202	27.173	175				
14	1:33.331	33.659	168	32.654	203	27.018	175				
15	1:33.200	33.619	168	32.568	204	27.013	175				
16	1:33.664	33.735	167	32.724	202	27.205	175				
17	1:40.917	33.682	169	32.777	203						
18	3:13.176	2:13.244	168	32.920	205	27.012	175				
19	1:34.356	34.554	169	32.695	205	27.107	175				
20	1:33.635	33.602	169	32.738	204	27.295	175				
21	1:33.361	33.674	170	32.701	204	26.986	175				
22	1:33.308	33.633	169	32.555	204	27.120	175				
23	1:33.888	33.679	169	32.698	204	27.511	175				
24	1:33.966	33.854	167	32.704	200	27.408	175				
25	1:34.133	33.917	168	32.713	204	27.503	175				
26	1:34.553	34.549	168	32.790	205	27.214	175				
27	1:33.956	33.791	169	32.898	204	27.267	175				
28	1:34.412	33.894	170	32.969	203	27.549	174				
29	1:34.204	33.895	170	32.941	202	27.368	175				
30	1:34.120	33.923	169	32.859	203	27.338	175				
31	1:34.515	34.271	169	32.887	204	27.357	174				
32	1:34.989	34.003	168	33.045	204	27.941	174				
33	1:36.046	34.692	168	33.686	204	27.668	174				
34	1:34.755	34.470	169	32.959	203	27.326	175				
35	1:34.250	33.957	170	32.923	204	27.370	176				
36	1:34.693	34.024	169	33.052	202	27.617	174				
37	1:34.944	34.228	167	33.333	201	27.383	174				



Datenservice und Zeitnahme:
wige SOLUTIONS GmbH & Co.KG, Meckenheim

Page 9

printed : 11.8.2024 - 18:06



Porsche Sports Cup Oschersleben

10. - 11. August 2024

Motorsport Arena Oschersleben, Länge 3667 m

Porsche Endurance Challenge

Persönliche Bestwerte Rennen

PORSCHE

20 JAHRE
SPORTS CUP
DEUTSCHLAND

DMSB Reg.Nr. R14213/24

Pos.	Sector 1		Sector 2		Sector 3		theoretische Bestzeit						
	No	Name	Zeit	No	Name	Zeit	No	Name	theoretische	Best	Pos		
1	79	Szymanski-Arrow	31.474	79	Szymanski-Arrow	30.305	79	Szymanski-Arrow	25.272	79	Szymanski-Arrow	1:27.051	1:27.112
2	56	Vateva-Lefterov	31.475	56	Vateva-Lefterov	30.440	56	Vateva-Lefterov	25.291	56	Vateva-Lefterov	1:27.206	1:27.377
3	134	Schafflitzl-Kaibach	31.598	77	Franco-Hardt	30.461	7	Górecki-Magdziarz	25.437	7	Górecki-Magdziarz	1:27.578	1:27.675
4	7	Górecki-Magdziarz	31.629	7	Górecki-Magdziarz	30.512	77	Franco-Hardt	25.460	77	Franco-Hardt	1:27.607	1:27.637
5	77	Franco-Hardt	31.686	134	Schafflitzl-Kaibach	30.601	134	Schafflitzl-Kaibach	25.606	134	Schafflitzl-Kaibach	1:27.805	1:27.965
6	33	Rehkopf S.	31.896	33	Rehkopf S.	30.855	33	Rehkopf S.	25.729	33	Rehkopf S.	1:28.480	1:28.749
7	87	Rödиг-Zoechling	32.617	87	Rödиг-Zoechling	31.148	87	Rödиг-Zoechling	26.177	87	Rödиг-Zoechling	1:29.942	1:29.942
8	143	Kalus N.	32.974	54	Lobeck-Svepes	32.031	143	Kalus N.	26.647	143	Kalus N.	1:31.677	1:32.079
9	110	Schubert P.	33.208	143	Kalus N.	32.056	109	Schubert-Mettler	26.678	54	Lobeck-Svepes	1:32.137	1:32.294
10	54	Lobeck-Svepes	33.282	110	Schubert P.	32.257	110	Schubert P.	26.754	110	Schubert P.	1:32.219	1:32.418
11	92	Seebach-Basseng	33.363	35	Schneider L.	32.280	54	Lobeck-Svepes	26.824	109	Schubert-Mettler	1:32.576	1:32.576
12	35	Schneider L.	33.460	109	Schubert-Mettler	32.312	35	Schneider L.	26.868	35	Schneider L.	1:32.608	1:32.734
13	222	Müller-Fico	33.515	92	Seebach-Basseng	32.331	222	Müller-Fico	26.964	92	Seebach-Basseng	1:32.704	1:32.889
14	97	Grycz-Karwan	33.540	224	Wlömer L.	32.355	224	Wlömer L.	26.974	224	Wlömer L.	1:32.875	1:33.175
15	224	Wlömer L.	33.546	222	Müller-Fico	32.502	92	Seebach-Basseng	27.010	222	Müller-Fico	1:32.981	1:33.231
16	109	Schubert-Mettler	33.586	97	Grycz-Karwan	32.730	96	Nick-Lungstrass	27.124	127	Krombach-Mayrl	1:33.723	1:33.991
17	127	Krombach-Mayrl	33.731	96	Nick-Lungstrass	32.735	127	Krombach-Mayrl	27.215	97	Grycz-Karwan	1:33.790	1:34.258
18	96	Nick-Lungstrass	33.949	127	Krombach-Mayrl	32.777	97	Grycz-Karwan	27.520	96	Nick-Lungstrass	1:33.808	1:34.106
19	30	Halusa-Friedrich	34.715	30	Halusa-Friedrich	34.170	30	Halusa-Friedrich	27.852	30	Halusa-Friedrich	1:36.737	1:36.910



Datenservice und Zeitnahme:
wige SOLUTIONS GmbH & Co.KG, Meckenheim

Page 1

printed : 11.8.2024 - 18:07



LAPCHART Rennen

Porsche Endurance Challenge

(004) Porsche Sports Cup Oschersleben

POS	1	2	3	4	5	6	7	8	9	10	11	12	13	14	15	16	17	18	19	20
LAP1	87	56	7	79	77	33	134	92	143	54	224	110	97	35	127	109	96	30	222	
LAP2	87	7	56	79	77	33	134	143	92	54	110	224	35	97	127	109	96	222	30	
LAP3	7	87	56	79	77	33	134	143	92	110	54	35	224	97	127	109	96	222	30	
LAP4	7	87	56	79	77	33	134	143	92	110	54	35	224	97	127	109	96	222	30	
LAP5	7	87	56	79	77	33	134	143	92	110	35	224	54	97	127	109	96	222	30	
LAP6	7	87	56	79	33	77	134	143	92	110	35	224	54	97	127	109	96	222	30	
LAP7	7	87	33	79	56	77	134	143	110	92	35	224	54	97	127	109	96	222	30	
LAP8	7	87	33	79	56	77	134	143	110	92	35	224	54	97	127	109	96	222	30	
LAP9	7	79	56	77	33	134	143	110	92	35	224	54	97	127	109	96	222	30	87	
LAP10	7	79	56	33	77	134	143	110	92	35	224	54	97	127	109	96	222	30	87	
LAP11	7	79	56	33	77	134	143	110	92	35	224	54	97	127	109	96	222	30		
LAP12	7	79	56	33	77	134	143	110	92	35	224	54	97	127	109	96	222	30		
LAP13	7	79	33	56	77	134	143	110	92	35	224	54	97	127	109	96	222	30		
LAP14	7	79	33	56	77	134	143	110	92	35	224	54	97	127	109	96	222	30		
LAP15	7	79	33	56	77	134	143	110	92	35	224	54	97	127	109	96	222	30		
LAP16	7	33	77	79	56	134	143	110	92	35	224	97	127	54	96	222	109	30		
LAP17	7	33	77	143	110	35	134	92	97	224	127	222	96	79	56	54	109	30		
LAP18	7	33	143	110	35	97	79	56	77	134	224	54	92	127	109	96	222	30		
LAP19	7	33	143	110	97	79	56	77	134	54	224	92	35	127	109	222	96	30		
LAP20	7	33	143	79	56	77	134	110	54	224	92	35	109	127	222	96	97	30		
LAP21	7	79	56	33	77	134	143	110	54	224	92	35	109	127	222	96	97	30		
LAP22	7	79	56	33	77	134	143	110	54	224	92	35	109	127	222	96	97	30		
LAP23	7	79	56	33	77	134	143	54	224	110	92	35	109	127	222	96	97	30		
LAP24	79	7	56	77	33	134	143	54	224	110	92	35	109	127	222	96	97	30		
LAP25	79	56	7	77	33	134	143	54	224	110	92	35	109	127	222	96	97	30		
LAP26	79	56	7	77	33	134	143	54	110	224	92	35	109	222	127	96	97	30		
LAP27	79	56	7	77	33	134	143	54	110	224	92	35	109	222	127	96	97	30		
LAP28	79	56	7	77	33	134	143	54	110	224	92	35	109	222	127	96	97	30		
LAP29	79	56	7	77	33	134	143	54	110	224	35	92	109	222	127	96	97	30		
LAP30	79	56	7	77	33	134	143	54	110	224	35	92	109	222	127	96	97	30		
LAP31	79	56	77	33	134	7	143	54	110	224	35	92	109	222	127	96	97	30		
LAP32	79	56	77	33	134	7	143	54	110	224	35	92	109	222	127	96	97	30		
LAP33	79	56	77	33	134	7	143	54	110	224	35	92	109	222	127	96	97	30		
LAP34	79	56	77	33	134	7	143	54	224	110	35	92	109	222	127	96	97	30		
LAP35	79	77	33	134	7	143	54	224	110	35	92	109	222	127	96	97				
LAP36	79	77	33	134	7	143	54	224	110	35	92	109	222	127	96	97				
LAP37	79	77	33	134	7	143	54	224	110	35	92	109	222	127	96	97				
LAP38	79	77	33	134	7															

Porsche Sports Cup Oschersleben

10. - 11. August 2024

Motorsport Arena Oschersleben, Länge 3667 m

Porsche Endurance Challenge

Speedmessung Rennen

PORSCHE

20 JAHRE
SPORTS CUP
DEUTSCHLAND

DMSB Reg.Nr. R14213/24

Rang	StNr	Fahrer	Fahrzeug	Speed
1	134	Schaflitzl Andreas	911 GT3 Cup (991 Gen.II.)	226
2	77	Franco Luis	911 GT3 Cup (992)	219
3	7	Górecki Mariusz	911 GT3 Cup (992)	218
3	33	Rehkopf Stefan	911 GT3 Cup (992)	218
3	56	Vateva Alexandra	911 GT3 Cup (992)	218
6	79	Szymanski Janusz	911 GT3 Cup (992)	216
7	87	Rödig Helmut	911 GT3 Cup (992)	214
8	110	Schubert Paul-Henry	Cayman GT4 RS Clubsport (982)	210
8	143	Kalus Niklas	Cayman GT4 RS Clubsport (982)	210
10	97	Grycz Arkadiusz	Cayman GT4 RS Clubsport (982)	209
10	222	Müller Desiree	Cayman GT4 RS Clubsport (982)	209
12	54	Lobeck Peter	Cayman GT4 Clubsport (982)	208
12	92	Seebach Marco	Cayman GT4 RS Clubsport (982)	208
14	35	Schneider Luciano	Cayman GT4 Clubsport (982)	206
14	109	Schubert Lothar	Cayman GT4 Clubsport MR(982)	206
16	224	Wlömer Luka	Cayman GT4 Clubsport (982)	205
17	30	Halusa Marc	Cayman GT4 Clubsport (982)	203
17	127	Krombach Christoph	Cayman GT4 Clubsport MR(982)	203
19	96	Nick Jan	Cayman GT4 Clubsport (982)	202

Punktstand / Porsche Endurance Challenge

RG	NR	NAME	SUM	Hockenheim I.												
				01	02	03	04	05	06	07	08	09	10	11	12	13
Klasse 1b																
1	109	Schubert,Lothar / DEU	41	10	12.4	6.2	12.4									
2	96	Nick,Jan / DEU	31.5	7.5	10.4	5.2	8.4									
2	96	Lungstrass,Markus / DEU	31.5	7.5	10.4	5.2	8.4									
4	127	Mayrl,Andras / DEU	30.8	5	15.4		10.4									
4	127	Krombach,Christoph / DEU	30.8	5	15.4		10.4									
6	35	Schneider,Luciano / DEU	23.1	-	-	7.7	15.4									
7	35	Schneider,Alejandra / DEU	14.4	6	8.4	-	-									
7	35	Schneider,Ralf / DEU	14.4	6	8.4	-	-									
9	30	Halusa,Marc / DEU	6.4	-	-	-	6.4									

Klasse 1c

1	92	Seebach,Marco / DEU	61.2	20.4	20	10.4	10.4								
2	29	Kilb,Jochen / DEU	50.8	20.4	20	10.4									
3	110	Schubert,Paul-Henry / DEU	44.2	10.4	15	6.4	12.4								
4	222	Müller,Desiree / DEU	43.7	15.4	12	7.9	8.4								
4	222	Fico,Giuseppe / DEU	43.7	15.4	12	7.9	8.4								
6	97	Karwan,Wojciech / POL	34.2	12.4	10	5.4	6.4								
7	97	Grycz,Arkadiusz / POL	21.8	-	10	5.4	6.4								
8	143	Kalus,Niklas / DEU	20.4	-	-	-	20.4								
9	92	Halusa,Marc / DEU	19.8	8.4	8	3.4	-								
10	92	Basseng,Marc / DEU	10.4	-	-	-	10.4								

Klasse 2c

1	134	Schaffitzl,Andreas / DEU	23.7	-	10	3.7	10								
2	134	Kraus,Wolfgang / DEU	13.7	-	10	3.7	-								

Klasse 2d

1	7	Magdziarz,Tomasz / POL	55.6	12	22	11.2	10.4								
1	7	Górecki,Mariusz / POL	55.6	12	22	11.2	10.4								
3	79	Arrow,Daan / NED	53.6	22	6	5.2	20.4								
3	79	Szymanski,Janusz / POL	53.6	22	6	5.2	20.4								
5	56	Vateva,Alexandra / BUL	36.6	17	8	3.2	8.4								

Punktstand / Porsche Endurance Challenge

RG	NR	NAME	SUM	Punkte													
				Hockenheim I.	Nürburgring	Red Bull Ring	Oschersleben	05	06	07	08	09	10	11	12	13	
6	77	Franco,Luis / DEU	33.1	6	12	2.7	12.4										
7	33	Rehkopf,Stefan / DEU	29.4	10	4		15.4										
8	55	Bartels,Marc / DEU	26.7	4	14	8.7											
9	11	Caroli,Steve / DEU	25.2	14	5	6.2											
9	24	Kret,Karol / POL	25.2	8	10	7.2											
9	24	Perel,Michal / POL	25.2	8	10	7.2											
12	55	Fittje,Jannes / DEU	18	4	14	-											
13	11	Basseng,Marc / DEU	14	14	-	-	-										
14	87	Bernsteiner,Georg / DEU	9.7	5	3	1.7	-										
14	87	Rödig,Helmut / DEU	9.7	5	3	1.7											
16	77	de Wit,Tom / DEU	8.7	6	-	2.7	-										