

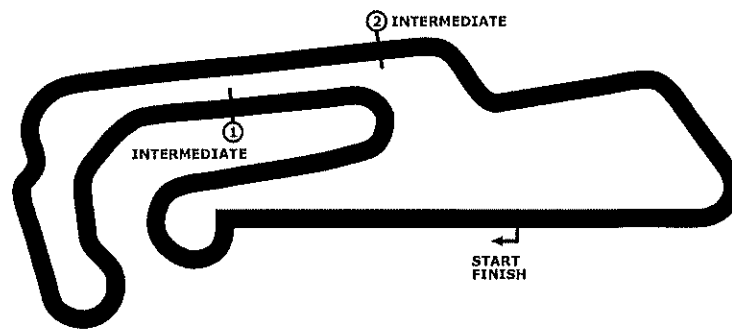
PORSCHE

**SPORTS CUP
DEUTSCHLAND**

Porsche Sports Cup Oschersleben

Porsche Drivers Competition

Wertungslauf



Motorsport Arena Oschersleben 3667 mtr.

12. - 13. August 2023

wige



Porsche Sports Cup Oschersleben

12. - 13. August 2023

Motorsport Arena Oschersleben, Länge 3667 m

Porsche Drivers Competition

Einzelrundenzeiten Wertungslauf

PORSCHE

**SPORTS CUP
DEUTSCHLAND**

DMSB Reg.Nr. 13880/23

13 <i>Etges, Stefan / DEU / 911 GT3 RS</i>															
1	2:43.157	2	1:59.296	3	1:51.308	4	1:49.432	5	1:52.094	6	1:51.189	7	1:47.972	8	1:47.901
9	1:46.982	10	1:48.237	11	1:46.831	12	1:45.834	13	1:48.950	14	1:45.738	15	1:50.233	16	1:46.415

64 <i>Bloch, Klaus / DEU / 718 Cayman S</i>															
1	2:37.285	2	1:54.656	3	1:52.966	4	1:53.440	5	1:51.749	6	1:57.796	7	1:53.073	8	1:52.166
9	1:51.482	10	1:51.285	11	1:53.087	12	1:51.564	13	1:51.800	14	1:50.198	15	1:51.047	16	1:52.734

67 <i>Fuck, Peter / DEU / 718 Cayman GTS</i>															
1	2:41.863	2	2:00.331	3	1:56.808	4	1:52.053	5	1:52.557	6	1:52.993	7	1:52.703	8	1:51.640
9	1:50.955	10	1:51.219	11	1:57.045	12	1:58.314	13	1:52.597	14	1:52.105	15	1:51.764	16	1:50.851

73 <i>Friedrich, Andreas / DEU / 718 Cayman GT4</i>															
1	2:08.686	2	1:47.341	3	1:47.414	4	1:47.363	5	1:47.424	6	1:47.270	7	1:47.341	8	1:47.341
9	1:47.192	10	1:47.280	11	1:47.294	12	1:47.376	13	1:47.296	14	1:47.374	15	1:47.366	16	1:47.420
17	1:48.233														

106 <i>Siemes, Christina / DEU / 718 Boxster</i>															
1	2:33.096	2	2:07.941	3	2:04.044	4	2:01.598	5	2:01.072	6	2:00.791	7	1:59.065	8	2:09.506
9	1:55.689	10	1:56.925	11	1:56.770	12	1:56.241	13	1:56.693	14	2:00.585	15	1:55.975		

124 <i>Rudig-Mummert, Michael / DEU / 718 Cayman GT4 RS</i>															
1	2:10.764	2	1:48.349	3	1:48.233	4	1:48.318	5	1:48.330	6	1:48.332	7	1:48.250	8	1:48.335
9	1:48.297	10	1:48.344	11	1:48.322	12	1:48.317	13	1:48.329	14	1:48.390	15	1:48.279	16	1:48.526
17	1:48.360														

143 <i>Horwath, Carolina / DEU / 911 GT3</i>															
1	2:35.005	2	2:10.898	3	2:05.508	4	2:06.193	5	2:06.294	6	2:08.693	7	2:07.984	8	2:07.341
9	2:07.001	10	2:10.297	11	2:07.371	12	2:05.800	13	2:04.549	14	2:04.042				

184 <i>Wittmann, Horst / DEU / 718 Cayman R</i>															
1	2:17.379	2	2:01.276	3	2:00.670	4	2:01.447	5	2:01.272	6	2:01.121	7	2:03.912	8	2:01.344
9	2:01.308	10	2:01.493	11	2:01.172	12	2:01.849	13	2:00.683	14	2:02.327	15	2:00.093		

185 <i>Maier, Sylvia / DEU / 911 GT3</i>															
1	2:53.570	2	2:20.560	3	2:20.901	4	2:20.534	5	2:20.511	6	2:20.634	7	2:20.731	8	2:20.373
9	2:20.534	10	2:20.675	11	2:20.410	12	2:20.581	13	2:20.275						

191 <i>Theurer, Richard / DEU / 911 GT3</i>															
1	2:17.260	2	1:49.933	3	1:48.181	4	1:49.091	5	1:48.503	6	1:48.222	7	1:48.222	8	1:46.371
9	1:51.166	10	1:46.569	11	1:48.480	12	1:48.476	13	1:48.711	14	1:53.727	15	1:46.718	16	1:45.942
17	1:46.981														

216 <i>Kramer, Ulrich / DEU / 911 GT3</i>															
1	2:26.951	2	1:55.792	3	1:56.171	4	1:57.069	5	1:57.887	6	2:00.792	7	1:57.746	8	1:57.963



Datenservice und Zeitnahme:
wige SOLUTIONS GmbH & Co.KG, Meckenheim

Page 1

printed : 13.8.2023 - 10:23



BOSS

KESSLER



DMSB

Porsche Sports Cup Oschersleben

12. - 13. August 2023

Motorsport Arena Oschersleben, Länge 3667 m

Porsche Drivers Competition

Einzelrundenzeiten Wertungslauf

PORSCHE

**SPORTS CUP
DEUTSCHLAND**

DMSB Reg.Nr. 13880/23

9	1:58.265	10	1:58.451	11	1:57.149	12	1:59.675	13	1:57.691	14	1:58.295	15	1:57.467	16	1:57.272
---	----------	----	----------	----	----------	----	----------	----	----------	----	----------	----	----------	----	----------

218 Wedemeyer, Henning / DEU /															
1	2:09.619	2	1:48.142	3	1:46.791	4	1:46.635	5	1:47.411	6	1:47.194	7	1:48.073	8	1:47.070
9	1:47.498	10	1:46.890	11	1:47.391	12	1:47.348	13	1:46.985	14	1:47.445	15	1:47.391	16	1:47.351
17	1:49.360														

230 Parentin, Jörg / DEU / 718 Cayman GT4															
1	2:35.596	2	1:53.794	3	1:53.745	4	1:52.873	5	1:52.156	6	2:03.332	7	1:53.822	8	1:53.832
9	1:53.919	10	1:53.910	11	1:54.339	12	1:56.140	13	1:53.977	14	1:53.819	15	1:53.935	16	1:54.063

267 Meier, Thomas / DEU / 718 Cayman GT4															
1	2:23.930	2	1:53.890	3	1:49.551	4	1:48.614	5	1:50.070	6	1:47.738	7	1:45.761	8	1:46.175
9	1:50.385	10	1:45.301	11	1:47.236	12	1:45.807	13	1:45.401	14	1:50.918	15	1:45.113	16	1:45.268
17	1:46.412														

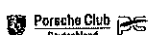
268 Dietrich, Thomas Michael / DEU / 911 Carrera T															
1	2:25.303	2	1:55.381	3	1:59.284	4	1:59.115	5	2:00.039	6	1:58.399	7	1:59.379	8	2:00.148
9	1:58.850	10	2:00.342	11	1:58.974	12	1:59.165	13	2:01.779	14	1:59.340	15	1:59.297		



Datenservice und Zeitnahme:
wige SOLUTIONS GmbH & Co.KG, Meckenheim

Page 2

printed : 13.8.2023 - 10:23



BOSS

KESSLER



DMSB

Porsche Sports Cup Oschersleben

12. - 13. August 2023

Motorsport Arena Oschersleben, Länge 3667 m

Porsche Drivers Competition

Sektorenzeiten Wertungslauf

PORSCHE

**SPORTS CUP
DEUTSCHLAND**

DMSB Reg.Nr. 13880/23

Rd.	Zeit	S1	V1	S2	V2	S3	V3	Vmax	Rd.	Zeit	S1	V1	S2	V2	S3	V3	Vmax
13 Stefan Etges , 911 GT3 RS / DEU									Theoretische Bestzeit 1:45.060								
1	2:43.157	1:19.947		46.174	123				9	1:46.982	37.467		38.542	202			
2	1:59.296	41.142		44.318	169				10	1:48.237	37.685		38.023	204			
3	1:51.308	38.644	156	40.429	193				11	1:46.831	36.990		38.627	196			
4	1:49.432	38.619		39.463	194				12	1:45.834	36.850		38.260	194			
5	1:52.094	39.340		40.476	196				13	1:48.950	39.042	166	38.758	198			
6	1:51.189	39.336		40.365	180				14	1:45.738	36.922	170	37.486	195			
7	1:47.972	37.595		39.063	203				15	1:50.233	40.602		38.212	198			
8	1:47.901	37.512		38.707	204				16	1:46.415	37.023		38.509	203			

Rd.	Zeit	S1	V1	S2	V2	S3	V3	Vmax	Rd.	Zeit	S1	V1	S2	V2	S3	V3	Vmax
64 Klaus Bloch , 718 Cayman S / DEU									Theoretische Bestzeit 1:49.837								
1	2:37.285	1:16.280	128	45.125	131				9	1:51.482	39.223	162	39.737	185			
2	1:54.656	41.770	155	40.543	178				10	1:51.285	38.859	163	40.273	191			
3	1:52.966	39.913	152	40.725	177				11	1:53.087	39.642	161	40.843	185			
4	1:53.440	39.755	162	40.209	174				12	1:51.564	39.316	161	39.865	191			
5	1:51.749	39.529	161	39.721	189				13	1:51.800	39.211	162	40.083	190			
6	1:57.796	41.078	146	43.333	185				14	1:50.198	39.183	165	39.302	193			
7	1:53.073	40.127	155	40.649	193				15	1:51.047	38.869	163	39.291	197			
8	1:52.166	39.546	159	40.021	188				16	1:52.734	38.833	161	42.181	190			

Rd.	Zeit	S1	V1	S2	V2	S3	V3	Vmax	Rd.	Zeit	S1	V1	S2	V2	S3	V3	Vmax
67 Peter Fuck , 718 Cayman GTS / DEU									Theoretische Bestzeit 1:50.612								
1	2:41.863	1:19.196	112	46.156	126				9	1:50.955	39.213	155	39.054	193			
2	2:00.331	41.740	141	44.559	184				10	1:51.219	39.226	158	39.300	189			
3	1:56.808	42.365	160	40.930	183				11	1:57.045	39.651	159	43.873	182			
4	1:52.053	39.639		39.731	194				12	1:58.314	43.154	162	39.371	190			
5	1:52.557	39.544	162	40.157	193				13	1:52.597	39.904	155	39.549	166			
6	1:52.993	39.664	163	39.894	175				14	1:52.105	39.373	160	39.805	193			
7	1:52.703	39.526	161	40.397	194				15	1:51.764	39.298	162	39.188	186			
8	1:51.640	39.662	163	39.270	189				16	1:50.851	39.016	162	39.293	178			

Rd.	Zeit	S1	V1	S2	V2	S3	V3	Vmax	Rd.	Zeit	S1	V1	S2	V2	S3	V3	Vmax
73 Andreas Friedrich , 718 Cayman GT4 / DEU									Theoretische Bestzeit 1:44.439								
1	2:08.686	54.877	139	41.396	185				10	1:47.280	38.070	157	37.478	189			
2	1:47.341	39.388	155	37.595	186				11	1:47.294	38.546	156	37.744	185			
3	1:47.414	37.650	157	38.319	171				12	1:47.376	38.274	158	37.182	183			
4	1:47.363	37.699	158	37.179	190				13	1:47.296	37.707	158	36.916	187			
5	1:47.424	38.145	156	37.021	189				14	1:47.374	38.301	157	37.266	186			
6	1:47.270	38.115	158	37.361	187				15	1:47.366	38.164	157	37.176	187			
7	1:47.341	39.878	157	37.401	189				16	1:47.420	38.145	157	37.041	188			
8	1:47.341	37.836	156	37.149	183				17	1:48.233	38.519	159	39.841	188			
9	1:47.192	39.473	158	37.022	188												

Rd.	Zeit	S1	V1	S2	V2	S3	V3	Vmax	Rd.	Zeit	S1	V1	S2	V2	S3	V3	Vmax
106 Christina Siemes , 718 Boxster / DEU									Theoretische Bestzeit 1:54.185								
1	2:33.096	1:09.275	117	46.299	119				9	1:55.689	40.321	148	41.577	181			
2	2:07.941	44.993	121	46.117	169				10	1:56.925	41.011	146	41.899	176			
3	2:04.044	44.838	145	43.738	175				11	1:56.770	40.919	147	42.150	177			
4	2:01.598	42.878	142	43.633	176				12	1:56.241	40.951	146	42.144	182			
5	2:01.072	42.307	144	43.918	170				13	1:56.693	40.596	149	41.758	176			
6	2:00.791	42.513	144	43.667	175				14	2:00.585	41.677	143	41.304	164			
7	1:59.065	44.193	142	41.087	177				15	1:55.975	41.103	144	40.718	181			
8	2:09.506	41.383	146	48.410	160												



Datenservice und Zeitnahme:
wige SOLUTIONS GmbH & Co.KG, Meckenheim

Page 1

printed : 13.8.2023 - 10:23



BOSS

KESSLER



DMSB

Porsche Sports Cup Oschersleben

12. - 13. August 2023

Motorsport Arena Oschersleben, Länge 3667 m

Porsche Drivers Competition

Sektorenzeiten Wertungslauf

PORSCHE

**SPORTS CUP
DEUTSCHLAND**

DMSB Reg.Nr. 13880/23

Rd.	Zeit	S1	V1	S2	V2	S3	V3	Vmax	Rd.	Zeit	S1	V1	S2	V2	S3	V3	Vmax
124 Michael Rudig-Mummert , 718 Cayman GT4 RS / DEU									Theoretische Bestzeit 1:45.413								
1	2:10.764	56.965	140	40.978	144				10	1:48.344	37.415	171	38.198	190			
2	1:48.349	38.960	169	38.288	183				11	1:48.322	37.709	171	37.902	190			
3	1:48.233	38.409	169	38.388	194				12	1:48.317	37.579	172	38.418	199			
4	1:48.318	38.366	169	38.977	193				13	1:48.329	38.316	171	37.709	201			
5	1:48.330	37.604	169	39.336	196				14	1:48.390	38.079	164	39.069	185			
6	1:48.332	37.876	168	38.813	191				15	1:48.279	37.325	170	37.600	186			
7	1:48.250	37.630	172	38.682	183				16	1:48.526	37.388	172	37.113	208			
8	1:48.335	37.731	171	37.750	192				17	1:48.360	38.676	158	38.477	203			
9	1:48.297	38.226	171	38.883	194												

Rd.	Zeit	S1	V1	S2	V2	S3	V3	Vmax	Rd.	Zeit	S1	V1	S2	V2	S3	V3	Vmax
143 Carolina Horwath , 911 GT3 / DEU									Theoretische Bestzeit 2:02.526								
1	2:35.005	1:11.034	129	47.205	134				8	2:07.341	45.349		45.546	159			
2	2:10.898	47.545	131	47.526	152				9	2:07.001	45.596		45.607	167			
3	2:05.508	44.022	137	44.935	164				10	2:10.297	45.933		48.072	147			
4	2:06.193	45.022		45.049	168				11	2:07.371	45.364		46.546	173			
5	2:06.294	44.478	138	45.747	168				12	2:05.800	43.695		47.110	170			
6	2:08.693	46.170	115	45.340	169				13	2:04.549	45.301	138	43.836	167			
7	2:07.984	46.041		45.000	148				14	2:04.042	43.767		45.208	173			

Rd.	Zeit	S1	V1	S2	V2	S3	V3	Vmax	Rd.	Zeit	S1	V1	S2	V2	S3	V3	Vmax
184 Horst Wittmann , 718 Cayman R / DEU									Theoretische Bestzeit 1:55.662								
1	2:17.379	58.410	115	42.817	154				9	2:01.308	44.648	150	42.165	170			
2	2:01.276	43.274	143	41.830	144				10	2:01.493	43.567	147	42.095	169			
3	2:00.670	43.154	134	41.599	175				11	2:01.172	41.631	151	42.202	161			
4	2:01.447	44.221	152	41.384	156				12	2:01.849	45.119	151	42.148	175			
5	2:01.272	43.101	152	41.308	177				13	2:00.683	41.942	145	40.909	157			
6	2:01.121	44.554	148	41.211	177				14	2:02.327	45.229	148	40.867	179			
7	2:03.912	45.124	147	44.994	166				15	2:00.093	42.935	150	40.237	180			
8	2:01.344	41.896	143	42.791	177												

Rd.	Zeit	S1	V1	S2	V2	S3	V3	Vmax	Rd.	Zeit	S1	V1	S2	V2	S3	V3	Vmax
185 Sylvia Maier , 911 GT3 / DEU									Theoretische Bestzeit 2:16.874								
1	2:53.570	1:22.517	131	50.465	143				8	2:20.373	48.268	139	49.847	145			
2	2:20.560	48.367	129	51.698	138				9	2:20.534	48.646	141	50.918	151			
3	2:20.901	48.741	133	50.666	149				10	2:20.675	48.288	139	51.251	156			
4	2:20.534	49.486	138	49.887	149				11	2:20.410	48.296	137	49.681	162			
5	2:20.511	48.427	144	51.787	144				12	2:20.581	49.125	140	48.650	159			
6	2:20.634	49.055	146	50.497	152				13	2:20.275	47.927	141	51.068	150			
7	2:20.731	48.126	138	51.083	154												

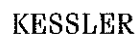
Rd.	Zeit	S1	V1	S2	V2	S3	V3	Vmax	Rd.	Zeit	S1	V1	S2	V2	S3	V3	Vmax
191 Richard Theurer , 911 GT3 / DEU									Theoretische Bestzeit 1:45.532								
1	2:17.260	59.357	146	44.527	169				10	1:46.569	37.729	164	38.148	197			
2	1:49.933	39.676		39.421	192				11	1:48.480	38.203		39.089	194			
3	1:48.181	38.709	161	38.802	193				12	1:48.476	37.714		38.811	189			
4	1:49.091	39.120	160	38.727	191				13	1:48.711	38.068		39.720	192			
5	1:48.503	39.155	160	38.190	197				14	1:53.727	38.369		44.761	194			
6	1:48.222	38.391		38.564	196				15	1:46.718	37.904		38.472	196			
7	1:48.222	38.103	161	38.476	195				16	1:45.942	37.823		37.485	196			
8	1:46.371	37.705		38.063	196				17	1:46.981	38.133	162	38.143	197			
9	1:51.166	38.046		42.146	192												



Datenservice und Zeitnahme:
wige SOLUTIONS GmbH & Co.KG, Meckenheim

Page 2

printed : 13.8.2023 - 10:23



Porsche Sports Cup Oschersleben

12. - 13. August 2023

Motorsport Arena Oschersleben, Länge 3667 m

Porsche Drivers Competition

Sektorenzeiten Wertungslauf

PORSCHE

**SPORTS CUP
DEUTSCHLAND**

DMSB Reg.Nr. 13880/23

Rd.	Zeit	S1	V1	S2	V2	S3	V3	Vmax	Rd.	Zeit	S1	V1	S2	V2	S3	V3	Vmax
216 Ulrich Kramer , 911 GT3 / DEU									Theoretische Bestzeit 1:54.874								
1	2:26.951	1:07.295	131	45.088	154				9	1:58.265	41.827	156	41.839	179			
2	1:55.792	40.906	159	40.712	173				10	1:58.451	41.192	153	42.993	166			
3	1:56.171	40.475	149	41.716	167				11	1:57.149	40.975	155	42.245	182			
4	1:57.069	40.984	154	41.817	174				12	1:59.675	41.402	151	43.703	147			
5	1:57.887	42.107	138	42.093	177				13	1:57.691	41.145	156	42.097	183			
6	2:00.792	42.813	152	42.428	181				14	1:58.295	41.185	154	42.622	180			
7	1:57.746	41.511	136	42.122	179				15	1:57.467	41.444	152	42.278	179			
8	1:57.963	41.562	149	42.077	180				16	1:57.272	40.915	157	42.221	174			

Rd.	Zeit	S1	V1	S2	V2	S3	V3	Vmax	Rd.	Zeit	S1	V1	S2	V2	S3	V3	Vmax
218 Henning Wedemeyer , / DEU									Theoretische Bestzeit 1:44.130								
1	2:09.619	55.983	133	41.307	153				10	1:46.890	37.995	165	37.314	180			
2	1:48.142	39.514	161	37.823	181				11	1:47.391	38.710	160	38.292	189			
3	1:46.791	38.918	162	37.199	188				12	1:47.348	38.524	160	37.127	188			
4	1:46.635	37.830	167	37.278	187				13	1:46.985	38.074	164	36.763	200			
5	1:47.411	38.369	156	37.120	178				14	1:47.445	38.583	160	37.300	177			
6	1:47.194	38.650	162	37.122	175				15	1:47.391	38.509	163	37.165	177			
7	1:48.073	40.295	157	37.523	182				16	1:47.351	38.560	157	36.698	177			
8	1:47.070	38.322	167	36.360	180				17	1:49.360	38.745	161	39.636	177			
9	1:47.498	39.862	158	37.696	196												

Rd.	Zeit	S1	V1	S2	V2	S3	V3	Vmax	Rd.	Zeit	S1	V1	S2	V2	S3	V3	Vmax
230 Jörg Parentin , 718 Cayman GT4 / DEU									Theoretische Bestzeit 1:49.943								
1	2:35.596	1:13.731	109	46.291	121				9	1:53.919	40.298	153	41.143	141			
2	1:53.794	42.217	164	39.404	180				10	1:53.910	41.829	155	40.102	180			
3	1:53.745	41.754	143	39.836	170				11	1:54.339	40.010	145	40.812	166			
4	1:52.873	39.533	152	40.597	181				12	1:56.140	42.965	157	40.279	163			
5	1:52.156	38.814	161	39.802	167				13	1:53.977	39.998	156	39.756	158			
6	2:03.332	44.254	150	43.734	146				14	1:53.819	41.786	149	39.150	173			
7	1:53.822	40.432	155	40.998	153				15	1:53.935	40.884	160	39.995	172			
8	1:53.832	41.823	146	39.164	169				16	1:54.063	41.376	152	39.548	167			

Rd.	Zeit	S1	V1	S2	V2	S3	V3	Vmax	Rd.	Zeit	S1	V1	S2	V2	S3	V3	Vmax
267 Thomas Meier , 718 Cayman GT4 / DEU									Theoretische Bestzeit 1:44.537								
1	2:23.930	1:04.207	140	44.101	161				10	1:45.301	37.659	159	36.971	192			
2	1:53.890	40.099	158	39.548	166				11	1:47.236	37.185	161	37.479	182			
3	1:49.551	38.538	159	38.802	190				12	1:45.807	37.457	160	37.091	192			
4	1:48.614	38.219	161	38.559	191				13	1:45.401	37.339	163	37.297	192			
5	1:50.070	38.042	160	40.416	186				14	1:50.918	37.634	157	42.348	191			
6	1:47.738	37.941	160	38.100	192				15	1:45.113	37.504	158	36.681	192			
7	1:45.761	37.969	160	36.886	192				16	1:45.268	37.581		36.715	193			
8	1:46.175	38.316	156	36.887	193				17	1:46.412	38.587	161	36.984	190			
9	1:50.385	37.302	160	37.858	189												

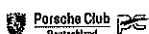
Rd.	Zeit	S1	V1	S2	V2	S3	V3	Vmax	Rd.	Zeit	S1	V1	S2	V2	S3	V3	Vmax
268 Thomas Michael Dietrich , 911 Carrera T / DEU									Theoretische Bestzeit 1:54.089								
1	2:25.303	1:05.809	147	43.955	160				9	1:58.850	41.320	159	41.839	167			
2	1:55.381	40.761	159	40.459	188				10	2:00.342	43.426	140	42.666	177			
3	1:59.284	41.584	136	41.930	161				11	1:58.974	40.771	159	42.349	171			
4	1:59.115	41.733		42.216	163				12	1:59.165	42.095	160	41.902	177			
5	2:00.039	42.027	161	42.876	189				13	2:01.779	41.706		42.091	173			
6	1:58.399	41.646	160	42.803	140				14	1:59.340	41.737	146	42.364	158			
7	1:59.379	45.585	158	40.925	189				15	1:59.297	42.125	148	42.277	168			
8	2:00.148	40.822	143	42.757	161												



Datenservice und Zeitnahme:
wige SOLUTIONS GmbH & Co.KG, Meckenheim

Page 3

printed : 13.8.2023 - 10:23



BOSS

KESSLER



DMSB

Porsche Sports Cup Oschersleben

12. - 13. August 2023

Motorsport Arena Oschersleben, Länge 3667 m

Porsche Drivers Competition

Persönliche Bestwerte Wertungslauf

PORSCHE

SPORTS CUP DEUTSCHLAND

DMSB Reg.Nr. 13880/23

Pos.	Sector 1		Sector 2		Sector 3		theoretische Bestzeit							
	No	Name	Zeit	No	Name	Zeit	No	Name	theoretische	Best	Pos			
1	13	Etges S.	36.850	218	Wedemeyer H.	36.360	73	Friedrich A.	29.873	218	Wedemeyer H.	1:44.130	1:46.635	4
2	267	Meier T.	37.185	267	Meier T.	36.681	218	Wedemeyer H.	29.940	73	Friedrich A.	1:44.439	1:47.192	5
3	124	Rudig-Mummert M.	37.325	73	Friedrich A.	36.916	191	Theurer R.	30.342	267	Meier T.	1:44.537	1:45.113	1
4	73	Friedrich A.	37.650	124	Rudig-Mummert M.	37.113	267	Meier T.	30.671	13	Etges S.	1:45.060	1:45.738	2
5	191	Theurer R.	37.705	191	Theurer R.	37.485	13	Etges S.	30.724	124	Rudig-Mummert M.	1:45.413	1:48.233	6
6	218	Wedemeyer H.	37.830	13	Etges S.	37.486	124	Rudig-Mummert M.	30.975	191	Theurer R.	1:45.532	1:45.942	3
7	230	Parentin J.	38.814	67	Fuck P.	39.054	64	Bloch K.	31.713	64	Bloch K.	1:49.837	1:50.198	7
8	64	Bloch K.	38.833	230	Parentin J.	39.150	230	Parentin J.	31.979	230	Parentin J.	1:49.943	1:52.156	9
9	67	Fuck P.	39.016	64	Bloch K.	39.291	67	Fuck P.	32.542	67	Fuck P.	1:50.612	1:50.851	8
10	106	Siemes C.	40.321	184	Wittmann H.	40.237	268	Dietrich T.	32.869	268	Dietrich T.	1:54.089	1:55.381	10
11	216	Kramer U.	40.475	268	Dietrich T.	40.459	106	Siemes C.	33.146	106	Siemes C.	1:54.185	1:55.689	11
12	268	Dietrich T.	40.761	216	Kramer U.	40.712	216	Kramer U.	33.687	216	Kramer U.	1:54.874	1:55.792	12
13	184	Wittmann H.	41.631	106	Siemes C.	40.718	184	Wittmann H.	33.794	184	Wittmann H.	1:55.662	2:00.093	13
14	143	Horwath C.	43.695	143	Horwath C.	43.836	143	Horwath C.	34.995	143	Horwath C.	2:02.526	2:04.042	14
15	185	Maier S.	47.927	185	Maier S.	48.650	185	Maier S.	40.297	185	Maier S.	2:16.874	2:20.275	15



Datenservice und Zeitnahme:
wige SOLUTIONS GmbH & Co.KG, Meckenheim

Page 1

printed : 13.8.2023 - 10:23



BOSS

KESSLER



DMSB

Porsche Sports Cup Oschersleben

12. - 13. August 2023

Motorsport Arena Oschersleben, Länge 3667 m

Porsche Drivers Competition

Speedmessung Wertungslauf

PORSCHE

**SPORTS CUP
DEUTSCHLAND**

DMSB Reg.Nr. 13880/23

Rang	StNr	Fahrer	Fahrzeug	Speed
1	124	Rudig-Mummert Michael	718 Cayman GT4 RS	208
2	13	Etges Stefan	911 GT3 RS	204
3	218	Wedemeyer Henning		200
4	64	Bloch Klaus	718 Cayman S	197
4	191	Theurer Richard	911 GT3	197
6	67	Fuck Peter	718 Cayman GTS	194
7	267	Meier Thomas	718 Cayman GT4	193
8	73	Friedrich Andreas	718 Cayman GT4	190
9	268	Dietrich Thomas Michael	911 Carrera T	189
10	216	Kramer Ulrich	911 GT3	183
11	106	Siemes Christina	718 Boxster	182
12	230	Parentin Jörg	718 Cayman GT4	181
13	184	Wittmann Horst	718 Cayman R	180
14	143	Horwath Carolina	911 GT3	173
15	185	Maier Sylvia	911 GT3	162



Datenservice und Zeitnahme:
wige SOLUTIONS GmbH & Co.KG, Meckenheim

Page 1

printed : 13.8.2023 - 10:23



BOSS

KESSLER



DMSB

Porsche Sports Cup Oschersleben

12. - 13. August 2023

Motorsport Arena Oschersleben, 3667 m

Porsche Drivers Competition Gesamtergebnis



KISSI.RR

Mobil 1

OMEGA

PORSCHE

SPORTS CUP DEUTSCHLAND

Rang	St. Nr.	Name / Club	Fahrzeug	Klasse	Punkte	Gewertete Rundenpaarungen																				
1.	73	Friedrich Andreas, Usingen PC Deutschland, EF23020	718 Cayman GT4	Platin	0	Runden	2-8	2-7	7-8	11-13	12-14	4-15	5-16	3-16	Abweichung	00.000	00.000	00.000	00.002	00.002	00.002	00.003	00.004	00.004	00.006	
						Erste Rd.	1:47.341	1:47.341	1:47.341	1:47.294	1:47.376	1:47.363	1:47.424	1:47.414												
						Zweite Rd.	1:47.341	1:47.341	1:47.341	1:47.296	1:47.374	1:47.366	1:47.420	1:47.420												
2.	124	Rudig-Mummert Michael, Kempten PC Allgäu, CA02094	718 Cayman GT4 RS	Silber	4	Runden	5-13	4-12	5-6	6-13	6-8	4-11	5-8	11-12	Abweichung	00.001	00.001	00.002	00.003	00.003	00.003	00.004	00.005	00.005	00.005	
						Erste Rd.	1:48.330	1:48.318	1:48.330	1:48.332	1:48.332	1:48.318	1:48.330	1:48.322												
						Zweite Rd.	1:48.329	1:48.317	1:48.332	1:48.329	1:48.335	1:48.322	1:48.335	1:48.317												
3.	230	Parentin Jörg, Großspöna PC Leipzig, CL88125	718 Cayman GT4	Bronze	22	Runden	7-14	9-10	7-8	8-14	9-15	2-14	10-15	2-7	Abweichung	00.003	00.009	00.010	00.013	00.016	00.016	00.025	00.025	00.025	00.028	
						Erste Rd.	1:53.822	1:53.919	1:53.822	1:53.832	1:53.919	1:53.794	1:53.910	1:53.794												
						Zweite Rd.	1:53.819	1:53.910	1:53.832	1:53.819	1:53.935	1:53.819	1:53.935	1:53.822												
4.	218	Wedemeyer Henning, Bietlingen PC Hamburg, CH21075		Gold	23	Runden	11-15	12-16	5-11	5-15	5-14	15-16	11-16	12-15	Abweichung	00.000	00.003	00.020	00.020	00.034	00.040	00.040	00.040	00.040	00.043	
						Erste Rd.	1:47.391	1:47.348	1:47.411	1:47.411	1:47.411	1:47.391	1:47.348	1:47.348												
						Zweite Rd.	1:47.391	1:47.351	1:47.391	1:47.391	1:47.445	1:47.351	1:47.351	1:47.391												
5.	191	Theurer Richard, Tübingen	911 GT3	Gold	27	Runden	6-7	11-12	5-11	5-12	3-6	3-7	10-15	8-10	Abweichung	00.000	00.004	00.023	00.027	00.041	00.041	00.041	00.041	00.149	00.198	
						Erste Rd.	1:48.222	1:48.480	1:48.503	1:48.503	1:48.181	1:48.181	1:46.569	1:46.371												
						Zweite Rd.	1:48.222	1:48.476	1:48.480	1:48.476	1:48.222	1:48.222	1:46.718	1:46.569												
6.	185	Maler Sylvia, München PC Isartal, CL28208	911 GT3	Gold	44	Runden	4-9	2-12	4-5	5-9	2-9	2-4	8-11	6-10	Abweichung	00.000	00.021	00.023	00.023	00.026	00.026	00.026	00.037	00.041	00.041	
						Erste Rd.	2:20.534	2:20.560	2:20.534	2:20.511	2:20.560	2:20.560	2:20.373	2:20.634												
						Zweite Rd.	2:20.534	2:20.581	2:20.511	2:20.534	2:20.534	2:20.534	2:20.410	2:20.675												
7.	184	Witmann Horst, Oberaudorf PC Inntal, CL27239	718 Cayman R	Platin	49	Runden	2-5	3-13	2-9	8-9	5-9	4-10	6-11	2-8	Abweichung	00.004	00.013	00.032	00.036	00.036	00.046	00.051	00.051	00.068		
						Erste Rd.	2:01.276	2:00.670	2:01.276	2:01.344	2:01.344	2:01.447	2:01.121	2:01.276												
						Zweite Rd.	2:01.272	2:00.683	2:01.308	2:01.308	2:01.308	2:01.493	2:01.172	2:01.344												
8.	268	Dietrich Thomas Michael, Walsrode PC Hamburg, CH21306	911 Carrera T	Gold	95	Runden	3-15	7-14	14-15	4-12	3-14	7-15	3-7	5-8	Abweichung	00.013	00.039	00.043	00.050	00.056	00.082	00.082	00.082	00.082	00.082	
						Erste Rd.	1:59.284	1:59.379	1:59.340	1:59.115	1:59.284	1:59.379	1:59.284	2:00.039												
						Zweite Rd.	1:59.297	1:59.340	1:59.297	1:59.165	1:59.340	1:59.297	1:59.379	2:00.039												
9.	64	Bloch Klaus, Velbert PC Osnabrück Weser-Ems,	718 Cayman S	Bronze	147	Runden	7-11	5-13	9-12	3-7	3-11	5-12	9-10	3-16	Abweichung	00.014	00.051	00.082	00.107	00.121	00.185	00.185	00.197	00.232		
						Erste Rd.	1:53.073	1:51.749	1:51.482	1:52.966	1:52.966	1:51.749	1:51.482	1:52.966												
						Zweite Rd.	1:53.087	1:51.800	1:51.564	1:53.073	1:53.087	1:51.564	1:51.295	1:52.734												
10.	216	Kramer Ulrich, Neustadt an der Orla PC Rhein-Main, CR53356	911 GT3	Platin	161	Runden	9-14	7-13	5-8	4-11	11-16	5-7	10-14	9-10	Abweichung	00.030	00.055	00.076	00.080	00.123	00.141	00.141	00.156	00.186		
						Erste Rd.	1:58.265	1:57.746	1:57.887	1:57.069	1:57.149	1:57.887	1:58.451	1:58.265												
						Zweite Rd.	1:58.295	1:57.691	1:57.963	1:57.149	1:57.272	1:57.746	1:58.295	1:58.451												



BOSS

BOSS

MOBIL III

DMSB

Rang	Str. Nr.	Name / Club	Fahrzeug	Klasse	Punkte	Gewertete Rundenpaarungen											
Klasse Platin						0	Runden	2 - 8	2 - 7	7 - 8	11 - 13	12 - 14	4 - 15	5 - 16	3 - 16		
1.	73	Friedrich Andreas, Usingen PC Deutschland, EF23020	718 Cayman GT4	Kl.1			Abwechslung Erste Rd. Zweite Rd.	00.000 1:47.341 1:47.341	00.000 1:47.341 1:47.341	00.000 1:47.341 1:47.341	00.002 1:47.294 1:47.296	00.002 1:47.376 1:47.374	00.003 1:47.363 1:47.366	00.004 1:47.424 1:47.420	00.006 1:47.414 1:47.420		
2.	184	Wittmann Horst, Oberaudorf PC Inntal, C127239	718 Cayman R	Kl.1	49		Runden	2 - 5 00.004 2:01.276 2:01.272	3 - 13 00.013 2:00.670 2:00.688	2 - 9 00.032 2:01.276 2:01.308	8 - 9 00.036 2:01.344 2:01.308	5 - 9 00.036 2:01.272 2:01.308	4 - 10 00.046 2:01.447 2:01.493	6 - 11 00.051 2:01.121 2:01.172	2 - 8 00.068 2:01.276 2:01.344		
3.	216	Kramer Ulrich, Neustadt an der Orla PC Rhein-Main, CR53356	911 GT3	Kl.1	161		Runden	9 - 14 00.030 1:58.265 1:58.295	7 - 13 00.055 1:57.746 1:57.691	5 - 8 00.076 1:57.887 1:57.963	4 - 11 00.080 1:57.069 1:57.149	11 - 16 00.123 1:57.149 1:57.272	5 - 7 00.141 1:57.887 1:57.746	10 - 14 00.156 1:58.451 1:58.295	9 - 10 00.186 1:58.265 1:58.451		



BOSS

MOBILITÄT

MOBILITÄT

DMSSP

PORSCHE

SPORTS CUP DEUTSCHLAND

Rang	Str. Nr.	Name / Club	Fahrzeug	Klasse	Punkte	Gewertete Rundenpaarungen											
Klasse Gold																	
1.	218	Wademeyer Henning, Brietlingen PC Hamburg, CH21075		Kl.2	23	Runden Abwechslung	11 - 15 00.000	12 - 16 00.003	5 - 11 00.020	5 - 15 00.020	5 - 14 00.034	15 - 16 00.040	11 - 16 00.040	12 - 15 00.043			
						Erste Rd.	1:47.391	1:47.348	1:47.411	1:47.411	1:47.411	1:47.391	1:47.391	1:47.348			
						Zweite Rd.	1:47.391	1:47.351	1:47.391	1:47.391	1:47.445	1:47.351	1:47.351	1:47.391			
2.	191	Theurer Richard, Tübingen	911 GT3	Kl.2	27	Runden	6 - 7 00.000	11 - 12 00.004	5 - 11 00.023	5 - 12 00.027	3 - 6 00.041	3 - 7 00.041	10 - 15 00.149	8 - 10 00.198			
						Abwechslung	1:48.222	1:48.480	1:48.503	1:48.503	1:48.181	1:48.181	1:46.569	1:46.371			
						Erste Rd.	1:48.222	1:48.476	1:48.480	1:48.476	1:48.222	1:48.222	1:46.718	1:46.569			
						Zweite Rd.	1:48.222	1:48.476	1:48.480	1:48.476	1:48.222	1:48.222	1:46.718	1:46.569			
3.	185	Maier Sylvia, München PC Isartal, CI28208	911 GT3	Kl.2	44	Runden	4 - 9 00.000	2 - 12 00.021	4 - 5 00.023	5 - 9 00.023	2 - 9 00.026	2 - 4 00.026	8 - 11 00.037	6 - 10 00.041			
						Abwechslung	2:20.534	2:20.560	2:20.534	2:20.511	2:20.560	2:20.560	2:20.373	2:20.634			
						Erste Rd.	2:20.534	2:20.581	2:20.511	2:20.511	2:20.534	2:20.534	2:20.410	2:20.675			
						Zweite Rd.	2:20.534	2:20.581	2:20.511	2:20.511	2:20.534	2:20.534	2:20.410	2:20.675			
4.	268	Dietrich Thomas Michael, Walsrode PC Hamburg, CH21306	911 Carrera T	Kl.2	95	Runden	3 - 15 00.013	7 - 14 00.039	14 - 15 00.043	4 - 12 00.050	3 - 14 00.056	7 - 15 00.082	3 - 7 00.095	5 - 8 00.109			
						Abwechslung	1:59.284	1:59.379	1:59.340	1:59.115	1:59.284	1:59.379	1:59.284	2:00.039			
						Erste Rd.	1:59.284	1:59.379	1:59.340	1:59.115	1:59.284	1:59.379	1:59.284	2:00.039			
						Zweite Rd.	1:59.287	1:59.340	1:59.297	1:59.165	1:59.340	1:59.297	1:59.379	2:00.148			

Porsche Sports Cup Oschersleben

12. - 13. August 2023

Motorsport Arena Oschersleben, 3667 m

Porsche Drivers Competition Klassenergebnis



KESSLER

Mobil 1

PMSB

BOSS



Rang	Str. Nr.	Name / Club	Fahrzeug	Klasse	Punkte	Gewertete Rundenpaarungen											
Klasse Silber																	
1.	124	Rudig-Mummert Michael, Kempten PC Allgäu, CA02094	718 Cayman GT4 RS	Kl.3	4	Runden Abweichung Erste Rd. Zweite Rd.	5 - 13 00.001 1:48.330 1:48.329	4 - 12 00.001 1:48.318 1:48.317	5 - 6 00.002 1:48.330 1:48.332	6 - 13 00.003 1:48.332 1:48.329	6 - 8 00.003 1:48.332 1:48.335	4 - 11 00.004 1:48.318 1:48.322	5 - 8 00.005 1:48.330 1:48.335	11 - 12 00.005 1:48.322 1:48.317			
2.	143	Horwath Carolina, Mildena PC Chemnitz-Weestsachsen, CW77162	911 GT3	Kl.3	423	Runden Abweichung Erste Rd. Zweite Rd.	8 - 11 00.030 2:07.341 2:07.371	4 - 5 00.101 2:06.193 2:06.294	3 - 12 00.292 2:05.508 2:05.800	8 - 9 00.340 2:07.341 2:07.001	9 - 11 00.370 2:07.001 2:07.371	4 - 12 00.393 2:06.193 2:05.800	5 - 12 00.494 2:06.294 2:05.800	13 - 14 00.507 2:04.549 2:04.042			
3.	106	Sierres Christina, Essen PC Osnabrück Weser-Ems, CO48407	718 Boxster	Kl.3	438	Runden Abweichung Erste Rd. Zweite Rd.	11 - 13 00.077 1:56.770 1:56.693	10 - 11 00.155 1:56.925 1:56.770	6 - 14 00.206 2:00.791 2:00.585	10 - 13 00.232 1:56.925 1:56.693	12 - 15 00.266 1:56.241 1:55.975	5 - 6 00.281 2:01.072 2:00.791	9 - 15 00.286 1:55.689 1:55.975	12 - 13 00.452 1:56.241 1:56.693			

Porsche Sports Cup Oschersleben

12. - 13. August 2023

Motorsport Arena Oschersleben, 3667 m

Porsche Drivers Competition Klassenergebnis



BOSS

Mobil 1

DMSP


PORSCHE

SPORTS CUP DEUTSCHLAND

Rang	Str. Nr.	Name / Club	Fahrzeug	Klasse	Punkte	Gewertete Rundenpaarungen													
Klasse Bronze						Runden	7 - 8	8 - 14	9 - 15	2 - 14	10 - 15	2 - 7	9 - 10	7 - 8	8 - 14	9 - 15	2 - 14	10 - 15	2 - 7
1.	230	Parentin Jörg, Großpönsna PC Leipzig, CL88125	718 Cayman GT4	Kl.4	22	Abwechslung Erste Rd. Zweite Rd.	00.010 1:53.822 1:53.832	00.013 1:53.832 1:53.819	00.016 1:53.919 1:53.935	00.025 1:53.794 1:53.819	00.025 1:53.910 1:53.935	00.028 1:53.794 1:53.822	00.009 1:53.919 1:53.910	00.010 1:53.822 1:53.832	00.013 1:53.832 1:53.819	00.016 1:53.919 1:53.935	00.025 1:53.794 1:53.819	00.025 1:53.910 1:53.935	00.028 1:53.794 1:53.822
2.	64	Bloch Klaus, Velbert PC Osnabrück Weser-Ems,	718 Cayman S	Kl.4	147	Runden	00.082 1:51.482 1:51.564	00.107 1:52.966 1:53.073	00.121 1:52.966 1:53.087	00.185 1:51.749 1:51.564	00.197 1:51.482 1:51.285	00.232 1:52.966 1:52.734	00.051 1:51.749 1:51.800	00.082 1:51.482 1:51.564	00.107 1:52.966 1:53.073	00.121 1:52.966 1:53.087	00.185 1:51.749 1:51.564	00.197 1:51.482 1:51.285	00.232 1:52.966 1:52.734
3.	267	Meier Thomas, Königsbrunn PCD, EM16026	718 Cayman GT4	Kl.4	179	Runden	00.100 1:45.301 1:45.401	00.133 1:45.401 1:45.268	00.155 1:45.113 1:45.268	00.188 1:45.301 1:45.113	00.237 1:46.175 1:46.412	00.288 1:45.401 1:45.113	00.046 1:45.761 1:45.807	00.100 1:45.301 1:45.401	00.133 1:45.401 1:45.268	00.155 1:45.113 1:45.268	00.188 1:45.301 1:45.113	00.237 1:46.175 1:46.412	00.288 1:45.401 1:45.113
4.	67	Fuck Peter, Essen PC Osnabrück Weser-Ems, CO48413	718 Cayman GTS	Kl.4	196	Runden	00.104 1:50.955 1:50.851	00.106 1:52.703 1:52.597	00.124 1:51.640 1:51.764	00.146 1:52.557 1:52.703	00.237 1:56.808 1:57.045	00.264 1:50.955 1:51.219	00.052 1:52.053 1:52.105	00.104 1:50.955 1:50.851	00.106 1:52.703 1:52.597	00.124 1:51.640 1:51.764	00.146 1:52.557 1:52.703	00.237 1:56.808 1:57.045	00.264 1:50.955 1:51.219
5.	13	Erges Stefan, Mannheim	911 GT3 RS	Kl.4	286	Runden	00.071 1:47.972 1:47.901	00.119 1:46.982 1:46.831	00.265 1:47.972 1:48.237	00.336 1:47.901 1:46.415	00.416 1:49.432 1:48.950	00.482 1:49.432 1:48.950	00.096 1:45.834 1:45.738	00.119 1:47.972 1:47.901	00.151 1:46.982 1:46.831	00.265 1:47.972 1:48.237	00.336 1:47.901 1:46.415	00.416 1:49.432 1:48.950	00.482 1:49.432 1:48.950

Vorbehaltlich der technischen Überprüfung !

Aushangszeit:

- Rennleiter:  - Zeitnahme: 